


# JOURNAL OF TURKISH SPINAL SURGERY

OCTOBER  
2022

► VOLUME: 33  
► ISSUE: 4





## ► EDITORIAL BOARD

### ► Editor

#### **M.D., Prof. Metin ÖZALAY**

Ortogrup Orthopedics and Traumatology Clinic, Adana, Turkey  
ORCID: <https://orcid.org/0000-0002-2506-9712>  
E-mail: metinozalay@gmail.com

### ► Assistant Editors (Alphabetical order)

#### **M.D., Assoc. Prof. Turgut AKGÜL**

Istanbul University, Istanbul Faculty of Medicine, Department of  
Orthopedics and Traumatology, Istanbul, Turkey  
ORCID: <https://orcid.org/0000-0002-0704-3797>  
E-mail: turgut.akgul@istanbul.edu.tr

#### **M.D., Assoc. Prof. Ali DALGIÇ**

Medicana International Ankara Hospital, Clinic of Neurosurgery,  
Ankara, Turkey  
ORCID: <https://orcid.org/0000-0003-1000-2811>  
E-mail: ali.dalgic@medicana.com.tr

#### **M.D., Prof. Gökhan DEMİRKIRAN**

Hacettepe University Faculty of Medicine Hospital, Department of  
Orthopedics and Traumatology, Ankara, Turkey  
ORCID: <https://orcid.org/0000-0001-5612-5599>  
E-mail: Gdemirkiran@hacettepe.edu.tr

#### **M.D., Prof. Erden ERTÜNER**

İstinye University Faculty of Medicine, Department of Orthopedics  
and Traumatology, Istanbul, Turkey  
ORCID: <https://orcid.org/0000-0003-4489-5937>  
E-mail: erden.erturer@istinye.edu.tr

#### **M.D., Assoc. Prof. Erkin SÖNMEZ**

Başkent University Faculty of Medicine, Department of  
Neurosurgery, Ankara, Turkey  
ORCID: <https://orcid.org/0000-0002-5693-3542>  
E-mail: erkins@baskent.edu.tr

#### **M.D., Prof. Cem YILMAZ**

Başkent University Hospital Ankara, Clinic of Neurosurgery,  
Ankara, Turkey  
ORCID: <https://orcid.org/0000-0002-2353-8044>  
E-mail: cemyilmaz@baskent.edu.tr

### ► Secretaries of JTSS (Alphabetical order)

#### **M.D., Assoc. Prof. Ömer ERŞEN**

University of Health Sciences Turkey, Gülhane Faculty of Medicine,  
Department of Orthopedics and Traumatology, Ankara, Turkey  
ORCID: <https://orcid.org/0000-0001-7351-6305>  
E-mail: omer.ersen@sbu.edu.tr

#### **M.D., Ümit Özgür GÜLER**

Private Clinic, Ankara, Turkey  
ORCID: <https://orcid.org/0000-0002-5375-635X>  
E-mail: umitozgurguler@yahoo.com


## ► SCIENTIFIC BOARD

#### Kuniyoshi ABUMI (Japan)

İbrahim Altan ACAR  
Rifat Emre ACAROĞLU  
Haluk AĞUŞ  
Serdar AKALIN  
Ömer AKÇALI  
Mutlu AKDOĞAN  
Burak AKESEN  
Turgut AKGÜL  
Yunus Emre AKMAN  
Mehmet Atıf Erol AKSEKİLİ  
Erdem AKTAŞ  
İlknur AKTAŞ  
Ahmet ALANAY  
Akif ALBAYRAK  
Emin ALICI  
Mehmet Akif ALTAY  
Mehmet ALTINMAKAS  
Faruk ALTINEL  
Necdet Şükrü ALTUN  
Veysel ANTAR  
Mahmut ARGÜN  
Ali ARSLANTAŞ  
Richard ASSAKER (France)  
Başar ATALAY  
Özkan ATEŞ  
Yunus ATICI  
Ramazan ATIÇ  
Halil ATMACA  
Ayhan ATTAR  
Abdurrahman AYCAN  
Hakan AYCAN  
Çeçen Dilber AYÇIÇEK  
Varol AYDIN  
Önder AYDINGÖZ  
Ufuk AYDINLI  
Mehmet AYDOĞAN  
Evren AYDOĞMUŞ  
Hayati AYGÜN  
Selim AYHAN  
Bilal AYKAÇ  
Hasan Murat AYTEN  
Mehmet AYVAZ  
Nikola AZAR (U.S.A.)  
Abdurrahman BAKIR  
Ahmet BAL  
Naci BALAK  
Tevfik BALIKÇI  
Fatih BAYGUTALP  
Mete BAYILLIOĞLU  
Mehmet Kürşad BAYRAKTAR

#### Şenol BEKMEZ

Süleyman Bülent BEKTAŞER  
İsmet Teoman BENLİ  
Rasim Haluk BERK  
Murat BEZER  
Burak BİLEKLİ  
Serkan BİLGİÇ  
Abdülkadir Şükrü BİRLER  
Thomas Roger BLATTERT  
(Germany)  
Burak Orhan BORAN  
Hüseyin BOTANLIOĞLU  
Celal BOZKURT  
İsmail BOZKURT  
Muhtar Hakan BOZKUŞ  
Alp Özgün BÖRCEK  
Ali BÖREKÇİ  
Erkut Baha BULDUK  
Halil BURÇ  
Balioğlu Mehmet BÜLENT  
Suat CANBAY  
Mustafa CANIKLIOĞLU  
Aydın CANPOLAT  
Tufan CANSEVER  
Oğuz CEBESOY  
Yashar CELİLOV (Azerbaijan)  
Mehmet Fethi CEYLAN  
Wai Yuen CHEUNG (Hong  
Kong)  
Asım CILIZ  
Erdoğan CİVELEK  
Mehmet Erdal COŞKUN  
Yusuf Şükrü ÇAĞLAR  
Mehmet Sedat ÇAĞLI  
Arif Tarkan ÇALIŞANELLER  
İslam ÇALIŞKAN  
Gökhan ÇAVUŞ  
Süleyman Rüştü ÇAYLI  
Suat Erol ÇELİK  
Erhan ÇELİKOĞLU  
Mustafa ÇELİKTAŞ  
Nuri Eralp ÇETİNALP  
Mehmet ÇETİNKAYA  
Bayram ÇIRAK  
Mert ÇİFTDEMİR  
Soner ÇİVİ  
Mutlu ÇOBANOĞLU  
Cem ÇOPUROĞLU  
Ahmet DAĞTEKİN  
Sedat DALBAYRAK  
Ali DALGIÇ




# JOURNAL OF TURKISH SPINAL SURGERY

## SCIENTIFIC BOARD

Nail DEMİREL  
Gökhan DEMİRKIRAN  
Halil Gökhan DEMİRKIRAN  
Serdar DEMİRÖZ  
Fatih Ersay DENİZ  
Alihan DERİNCEK  
Sibel DEVİREN (U.S.A.)  
Vedat DEVİREN (U.S.A.)  
Fatih DİKİCİ  
Veysel Ercan DİNÇEL  
M. Derya DİNÇER  
Şeref DOĞAN  
Tahir Mutlu DOĞMUŞ  
Ramazan DOĞRUL  
Ünsal DOMANIÇ  
Evrım DUMAN  
Emre DURDAĞ  
Ege CANSUNAR  
Tolga EGE  
Mehmet EKİNCİ  
Murat Şakir EKŞİ  
Youssry ELHAWARY (Egypt)  
Nuh Mehmet ELMADAĞ  
Ömer Hakan EMMEZ  
Meriç ENERCAN  
Uygur ER  
Mustafa ARİF  
Mehmet Nuri ERDEM  
Şevki ERDEM  
Mehmet Emin ERDİL  
Ersin ERDOĞAN  
Uzay ERDOĞAN  
Mehmet ERDURAN  
Nuri EREL  
Ömer Naci ERGİN  
Serkan ERKAN  
Hüseyin Yener ERKEN  
Tahsin ERMAN  
Mehmet Nurullah ERMIŞ  
Ömer ERŞEN  
Erden ERTÜNER  
Cemil ERTÜRK  
İrfan ESENKAYA  
Olçay ESER  
Kadri Burak ETHEMOĞLU  
Hatice Evren EKER  
Kamil EYVAZOV  
Jörg FRANKE (Germany)  
Duygu Geler KÜLCÜ  
Aydın GERİLMEZ  
Yurdal GEZERCAN  
Haydar GÖK  
Alper GÖKÇE

Akın GÖKÇEDAĞ  
Mahmut GÖKDAĞ  
Emel Gönen BAŞ  
Ali GÜLEÇ  
Olçay GÜLER  
Ümit Özgür GÜLER  
Mahir GÜLŞEN  
Barış GÜLTEKİN  
Seyit Ali GÜMÜŞTAŞ  
Ömür GÜNALDI  
Muhammed Cüneyd GÜNAY  
Caner GÜNERBÜYÜK  
Ahmet Gürhan GÜRÇAY  
Erkan GÜRGEN  
Levent GÜRSEK  
Osman GÜVEN  
Yahya GÜVENÇ  
Aslan GÜZEL  
Aytar Murat HAMİT  
Azmi HAMZAOĞLU  
Mehmet Murat HANCI  
Aşkın Esen HASTÜRK  
Yong HU (Hong Kong)  
Cengiz İŞİK  
Hasan Serdar İŞİK  
Salih Murat İMER  
Mustafa Erkan İNANMAZ  
Nazır Cihangir İSLAM  
İsmail İŞTEMEN  
Serdar KABATAŞ  
Serdar KAHRAMAN  
Sinan KAHRAMAN  
Murat KALAYCI  
Erdal KALKAN  
Tuncay KANER  
Erkan KAPTANOĞLU  
Emre KARADENİZ  
Oğuz Okan KARAEMİNOĞULLARI  
Feyza KARAGÖZ GÜZEY  
Doğaç KARAGÜVEN  
Turgut Nedim KARAIŞMAİLOĞLU  
Ahmet KARAKAŞLI  
Yaşar KARATAŞ  
Deniz KARGIN  
Mustafa Ömür KASIMCAN  
Özcan KAYA  
Selim KAYACI  
Ali Erhan KAYALAR  
Mehmet Akif KAYGUSUZ  
Neşe KESER  
Fatih KESKİN  
İsmail Emre KETENCİ  
Mesut KILIÇ

Mustafa KILIÇ  
Kasım KILIÇARSLAN  
Cumhur KILINÇER  
Cihan KIRÇIL  
Ahmet Esat KITER  
İlker KİRAZ  
Rahmi Kemal KOÇ  
Deniz KONYA  
Mehmet Fatih KORKMAZ  
Murat KORKMAZ  
Feza KORKUSUZ  
Mustafa Can KOŞAY  
Murat KÖKEN  
Erkam KÖMÜRCÜ  
Fehmi Doruk KURAN  
Aslıhan KUŞVURAN ÖZKAN  
Ahmet KÜÇÜK  
Jun Ho LEE (Korea)  
Ahmet MENKÜ  
Hani MHADILI (Spain)  
Abdullah MİLCAN  
Siyavuş MUHAMMEDREZAI  
Alexander Y. MUSHKIN (Russia)  
Vugar NABI  
Sait NADERİ  
Necdet Serdar NECMİOĞLU  
Mustafa NEVZAT  
Gürdal NÜSRAN  
Ali Ender OFLUOĞLU  
Önder OFLUOĞLU  
Erbil OĞUZ  
Kadir OKTAY  
Sakıp Eren OLCAY  
Zeynep Deniz OLGUN  
İsmail OLTULU  
Zafer ORHAN  
Özgür ÖCAL  
Ahmet ÖĞRENCİ  
Nusret ÖK  
Özdamar Fuad ÖKEN  
Bekir Tunç ÖKTENOĞLU  
Önder ÇETİN  
Mehmet Reşit ÖNEN  
Ali ÖNER  
F. Cumhuri ÖNER (Holland)  
Metin ÖZALAY  
Hakan ÖZALP  
Zühtü ÖZBEK  
Emel Ece ÖZCAN EKŞİ  
Mert ÖZCAN  
Yusuf ÖZCAN  
Raif ÖZDEN  
Kubilay Murat ÖZDENER



## SCIENTIFIC BOARD

Selçuk ÖZDOĞAN  
Ali Fahir ÖZER  
Selçuk ÖZGEN  
Serdar ÖZGEN  
Birof ÖZKAL  
Cenk ÖZKAN  
Okan ÖZKUNT  
Bülent ÖZKURT  
Korhan ÖZLÜ  
Ramadan ÖZMANEVRA  
Ufuk ÖZSOY  
Anıl Murat ÖZTÜRK  
Çağatay ÖZTÜRK  
İrfan ÖZTÜRK  
Kadir ÖZTÜRK  
Mehmet Halit ÖZYALÇIN  
Ömer Selçuk PALAOĞLU  
Serdar PEDÜKCOŞKUN  
Tuna PEHLİVANOĞLU  
Gökhan PEKER  
Ferran PELLISE (Spain)  
F.J. Sanchez PEREZ-GRUESO (Spain)  
Barış POLAT  
Abolfazl RAHİMİZADEH (Iran)  
Ali Fatih RAMAZANOĞLU  
Radhey S .MITTAL (India)  
Hakan SABUNCUOĞLU  
Saeid SAFAEE (Iran)  
Necdet SAĞLAM  
Gürsel SAKA  
Evren SANDAL  
Abdelfattah SAOUD (Egypt)  
Seçkin SARI  
Kerim SARIYILMAZ  
Mehdi SASANI  
İsmail Safa SATOĞLU  
Murat SAYIN  
Halil İbrahim SEÇER  
Altay SENCER  
Erhan SERİN  
Erhan SESLİ  
Cem SEVER

Fırat SEYFETTİNOĞLU  
Salman SHARIF (Pakistan)  
Christoph J. SIEPE (Germany)  
Ahmet Şükrü SOLAK  
Can SOLAKOĞLU  
İhsan SOLAROĞLU  
Bilgehan SOLMAZ  
İlker SOLMAZ  
Murat SONGÜR  
Erkin SÖNMEZ  
Yetkin SÖYÜNCÜ  
Hasan Kamil SUCU  
Adil SURAT  
Halil İbrahim SÜNER  
Altan ŞAHİN  
Soner ŞAHİN  
Fikret ŞAHİNTÜRK  
Cüneyt ŞAR  
Ahmet ŞARLAK  
Mehmet Ali ŞEHİRLİOĞLU  
Hakan ŞENARAN  
Alpaslan ŞENEL  
Alpaslan ŞENKÖYLÜ  
Salim ŞENTÜRK  
Serkan ŞİMŞEK  
Sait ŞİRİN  
Ufuk TALU  
Bahattin TANRIKULU  
Mehmet TAŞKOPARAN  
Necati TATARLI  
Cüneyt TEMİZ  
Mehmet TEZER  
Zafer Orkun TOKTAŞ  
Murat TONBUL  
Hacı Bayram TOSUN  
Ahmet Cemil TURAN  
Ulvi Hakan TUYGUN  
Yücel TÜMER  
Kudret TÜREYEN  
Okan TÜRK  
Salih Cengiz TÜRKMEN  
Bekir Yavuz UÇAR

Ali Akın UĞRAŞ  
Mustafa Onur ULU  
Çağatay ULUÇAY  
Mehmet Hikmet Uluğ  
Vedat URUÇ  
Ali Kemal US  
Mustafa UYSAL  
Melih ÜÇER  
İlker ÜNLÜ  
Hasan Tahsin ÜTSÜKARCI  
Onat ÜZÜMCÜGİL  
Peter VARGA (Hungary)  
Mithat Selim YALÇIN  
Muhammed Nadir YALÇIN  
Erol YALNIZ  
Cumhur Kaan YALTIRIK  
Onur YAMAN  
Hakan Serhat YANIK  
Tarık YAZAR  
Muharrem YAZICI  
Yasin YETİŞYİĞİT  
Sinan YILAR  
Ahmet Özgür YILDIRIM  
İlyas Çağlar YILGÖR  
Adem YILMAZ  
Atilla YILMAZ  
Baran YILMAZ  
Cem YILMAZ  
Güney YILMAZ  
Hürriyet Gürsel YILMAZ  
İlhan YILMAZ  
Mesut YILMAZ  
Tevfik YILMAZ  
Ali Güven YÖRÜKOĞLU  
Kemal YÜCESOY  
Serdar YÜKSEL  
Evren YÜVRÜK  
Alberto ZERBI (Italy)  
Mehmet ZİLELİ



## AIMS AND SCOPE

Journal of Turkish Spinal Surgery ([www.jtss.org](http://www.jtss.org)), is the official publication of the Turkish Spinal Surgery Society. The first journal was printed on January, in 1990. It is a double-blind peer-reviewed multidisciplinary journal for the physicians who deal with spinal diseases and publishes original studies which offer significant contributions to developing of spinal knowledge. The journal publishes original scientific research articles, invited reviews and case reports accepted by the Editorial Board, in English.

The journal is published once every three months and a volume consists of four issues. Journal of Turkish Spinal Surgery is published four times a year: in January, April, July, and October. All articles published in our journals are open access and freely available online, immediately upon publication.

Authors pay a one-time submission fee to cover the costs of peer review administration and management, professional production of articles in PDF and other formats, and dissemination of published papers in various venues, in addition to other publishing functions.

There are charges for both rejected and accepted articles as of 15th January, 2021. There are no surcharges based on the length of an article, figures, or supplementary data.

Journal of Turkish Spinal Surgery charges 1000₺ from 'authors from with Turkey addresses' and \$110 from 'authors from foreign/other addresses' for all article types. After the process, please send your receipt of payment to:

TÜRK OMURGA DERNEĞİ (Turkish Spinal Surgery Society), İzmir, Çankaya Şubesi (0739)

**Account number:** 16000021

**HALKBANK IBAN:** TR18 0001 2009 7390 0016 0000 21

All manuscripts submitted for publication must be accompanied by the Copyright Transfer Form. Once this form, signed by all the authors, is submitted, it is understood that neither the manuscript nor the data it contains have been submitted elsewhere or previously published and authors declare the statement of scientific contributions and responsibilities of all authors. Abstracts presented at congresses are eligible for evaluation.

The presentation of the article types must be designed in accordance with trial reporting guidelines:

**Human research:** Helsinki Declaration as revised in 2013

**Systematic reviews and meta-analyses:** PRISMA guidelines

**Case reports:** the CARE case report guidelines

**Clinical trials:** CONSORT

**Animal studies:** ARRIVE and Guide for the Care and Use of Laboratory Animals

Journal of Turkish Spinal Surgery is indexed in **Scopus, EBSCO Host, Gale, ProQuest, Index Copernicus, ULAKBİM, Türkiye Atıf Dizini, Türk Medline** and **J-Gate**.

**English Title:** Journal of Turkish Spinal Surgery

**Official abbreviation:** J Turk Spinal Surg

**E-ISSN:** 2147-5903

### Open Access Policy


This journal provides immediate open access to its content on the principle that making research freely available to the public supports a greater global exchange of knowledge.

Author (s) and copyright owner (s) grant access to all users for the articles published in Journal of Turkish Spinal Surgery free of charge. Articles may be used provided that they are cited.

Open Access Policy is based on rules of Budapest Open Access Initiative (BOAI). By "open access" to [peer-reviewed research literature], we mean its free availability on the public internet, permitting any users to read, download, copy, distribute, print, search, or link to the full texts of these articles, crawl them for indexing, pass them as data to software, or use them for any other lawful purpose, without financial, legal, or technical barriers other than those inseparable from gaining access to the internet itself. The only constraint on reproduction and distribution, and the only role for copyright in this domain, should be to give authors control over the integrity of their work and the right to be properly acknowledged and cited.

### Creative Commons

A Creative Commons license is a public copyright license that provides free distribution of copyrighted works or studies. Authors use the CC license to transfer the right to use, share or modify their work to third parties. This journal is licensed under a Creative Commons Attribution-NonCommercial 4.0



## AIMS AND SCOPE

International (CC BY-NC-ND 4.0) which permits third parties to share and adapt the content for non-commercial purposes by giving the appropriate credit to the original work.

Open access is an approach that supports interdisciplinary development and encourages collaboration between different disciplines. Therefore, Journal of Turkish Spinal Surgery contributes to the scientific publishing literature by providing more access to its articles and a more transparent review process.

### Advertisement Policy

Potential advertisers should contact the Editorial Office. Advertisement images are published only upon the Editor-in-Chief's approval.

### Material Disclaimer

Statements or opinions stated in articles published in the journal do not reflect the views of the editors, editorial board and/or publisher; The editors, editorial board and publisher do not accept any responsibility or liability for such materials. All opinions published in the journal belong to the authors.

### Publisher Corresponding Address

#### Galenos Publishing House

**Address:** Molla Gürani Mahallesi Kaçamak Sokak No: 21 34093 Fındıkzade – İstanbul/Turkey

**Phone:** +90 212 621 99 25

**Fax:** +90 212 621 99 27

**E-mail:** info@galenos.com.tr



## INSTRUCTIONS to AUTHORS

Journal of Turkish Spinal Surgery (www.jtss.org), is the official publication of the Turkish Spinal Society. It is a double-blind peer-reviewed multidisciplinary journal for the physicians who deal with spinal diseases and publishes original studies which offer significant contributions to developing the spinal knowledge. The journal publishes original scientific research articles, invited reviews and case reports accepted by the Editorial Board, in English. The journal is published once every three months, and a volume consists of four issues.

Journal of Turkish Spinal Surgery is published four times a year: on January, April, July, and October. All articles published in our journals are open access and freely available online, immediately upon publication.

Authors pay a one-time submission fee to cover the costs of peer review administration and management, professional production of articles in PDF and other formats, and dissemination of published papers in various venues, in addition to other publishing functions. There are charges for both rejected and accepted articles as of 15th January, 2021. There are no surcharges based on the length of an article, figures, or supplementary data.

Journal of Turkish Spinal Surgery charges 1000₺ from 'authors from with Turkey addresses' and \$110 from 'authors from foreign/other addresses' for all article types. After the process, please send your receipt of payment to:

TÜRK OMURGA DERNEĞİ (Turkish Spinal Surgery Society), İzmir, Çankaya Şubesi (0739)

**Account number:** 16000021

**HALKBANK IBAN:** TR18 0001 2009 7390 0016 0000 21

### PEER REVIEW

The article is reviewed by secretaries of the journal after it is uploaded to the web site. Article type, presence of all sections, suitability according to the number of words, name of the authors with their institutions, corresponding address, mail addresses, telephone numbers and ORCID numbers are all evaluated, and shortcomings are reported to the editor. Editor request the all defect from the authors and send to vice editors and native English speaker editor after completion of the article. Vice editors edit the blinded article and this blinded copy is sent to two referees. After reviewing of the article by the referees in maximum one month, the review report evaluating all section and his decision is requested, and this blinded report

is sent to the author. In fifteen days, revision of the article is requested from the authors with the appreciate explanation. Revised blinded copy is sent to the referees for the new evaluation. Editor if needed may sent the manuscript to a third referee. Editorial Board has the right to accept, revise or reject a manuscript.

-Following types of manuscripts related to the field of "Spinal Surgery" with English Abstract and Keywords are accepted for publication: I- Original clinical and experimental research studies; II- Case presentations; and III- Reviews.

### AUTHOR'S RESPONSIBILITY


The manuscript submitted to the journal should not be previously published (except as an abstract or a preliminary report) or should not be under consideration for publication elsewhere. Every person listed as an author is expected to have been participating in the study to a significant extent. All authors should confirm that they have read the study and agreed to the submission to the Journal of Turkish Spinal Surgery for publication. This should be notified with a separate document as shown in the "Cover Letter" in the appendix. Although the editors and referees make every effort to ensure the validity of published manuscripts, the final responsibility rests with the authors, not with the journal, its editors, or the publisher. The source of any financial support for the study should be clearly indicated in the Cover Letter.

It is the author's responsibility to ensure that a patient's anonymity is carefully protected and to verify that any experimental investigation with human subjects reported in the manuscript was performed upon the informed consent of the patients and in accordance with all guidelines for experimental investigation on human subjects applicable at the institution(s) of all authors.

Authors should mask patients' eyes and remove patients' names from figures unless they obtain written consent to do so from the patients, and this consent should be submitted along with the manuscript.

### CONFLICTS OF INTEREST

Authors must state all possible conflicts of interest in the manuscript, including financial, institutional and other relationships that might lead to bias or a conflict of interest. If there is no conflict of interest, this should also be explicitly stated as none declared. All sources of funding should be



## INSTRUCTIONS to AUTHORS

acknowledged in the manuscript. All relevant conflicts of interest and sources of funding should be included on the title page of the manuscript with the heading “Conflicts of Interest and Source of Funding”.

### GENERAL RULES

The presentation of the article types must be designed in accordance with trial reporting guidelines:

**Human research:** Helsinki Declaration as revised in 2013

**Systematic reviews and meta-analyses:** PRISMA guidelines

**Case reports:** the CARE case report guidelines

**Clinical trials:** CONSORT

**Animal studies:** ARRIVE and Guide for the Care and Use of Laboratory Animals

### Plagiarism

All manuscripts submitted are screened for plagiarism using Crossref Similarity Check powered by “iThenticate” software. Results indicating plagiarism may cause manuscripts to be returned or rejected.

### ARTICLE WRITING

Clinically relevant scientific advances during recent years include the use of contemporary outcome measures, more sophisticated statistical approaches, and increasing use and reporting of well-formulated research plans (particularly in clinical research).

Scientific writing, no less than any other form of writing, reflects a demanding creative process, not merely an act: the process of writing changes thought. The quality of a report depends on the quality of thought in the design and the rigour of the conduct of the research. Well-posed questions or hypotheses interrelate with the design. Well-posed hypotheses imply design, and design implies the hypotheses. The effectiveness of a report relates to brevity and focus. Drawing attention to a few points will allow authors to focus on critical issues. Brevity is achieved in part by avoiding repetition (with a few exceptions to be noted), clear style, and proper grammar. Few original scientific articles need to be longer than 3000 words. Longer articles may be accepted if substantially novel methods are reported or if the article reflects a comprehensive review of the literature.


Although authors should avoid redundancy, effectively communicating critical information often requires repetition of the questions (or hypotheses/key issues) and answers. The questions should appear in the Abstract, Introduction, and Discussion, and the answers should appear in the Abstract, Results, and Discussion sections.

Although most journals publish guidelines for formatting a manuscript and many have more or less established writing styles (e.g., the American Medical Association Manual of Style), styles of writing are as numerous as authors. Journal of Turkish Spinal Surgery traditionally has used the AMA style as a general guideline. However, few scientific and medical authors have the time to learn these styles. Therefore, within the limits of proper grammar and clear, effective communication, we will allow individual styles.

Permissions: As shown in the example in the appendix (Letter of Copyright Transfer) the authors should declare in a separate statement that the study has not been previously published and is not under consideration for publication elsewhere. Also, the authors should state in the same statement that they transfer copyrights of their manuscript to our journal. Quoted material and borrowed illustrations: if the authors have used any material that had appeared in a copyrighted publication, they are expected to obtain a written permission letter, and it should be submitted along with the manuscript.

Review articles: The format for reviews substantially differ from those reporting original data. However, many of the principles noted above apply. A review still requires an Abstract, an Introduction, and a Discussion. The Introduction still requires focused issues and a rationale for the study. Authors should convey to readers the unique aspects of their reviews which distinguish them from other available material (e.g., monographs, book chapters). The main subject should be emphasized in the final paragraph of the Introduction. As for an original research article, the Introduction section of a review typically need not to be longer than four paragraphs. Longer Introductions tend to lose focus, so that the reader may not be sure what novel information will be presented. The sections after the Introduction are almost always unique to the particular review, but need to be organized in a coherent fashion. Headings (and subheadings when appropriate) should follow parallel construction and reflect analogous topics (e.g., diagnostic categories, alternative methods, alternative surgical interventions). If the reader considers only the headings, the





## INSTRUCTIONS to AUTHORS

logic of the review (as reflected in the Introduction) should be clear. Discussion synthesizes the reviewed literature as a whole coherently and within the context of the novel issues stated in the Introduction.

The limitations should reflect those of the literature, however, rather than a given study. Those limitations will relate to gaps in the literature that preclude more or less definitive assessment of diagnosis or selection of treatment, for example. Controversies in the literature should be briefly explored. Only by exploring limitations will the reader appropriately place the literature in perspective. Authors should end the Discussion with abstract statements similar to those which will appear at the end of the Abstract in abbreviated form.

In general, a review requires a more extensive literature review than an original research article, although this will depend on the topic. Some topics (e.g., osteoporosis) could not be comprehensively referenced, even in an entire monograph. However, authors need to ensure that a review is representative of the entire body of literature, and when that body is large, many references are required.

**Original Articles:** - Original articles should contain the following sections: "Title Page", "Abstract", "Keywords", "Introduction", "Materials and Methods", "Results", "Discussion", "Conclusions", and "References". "Keywords" sections should also be added if the original article is in English.

- **Title** (80 characters, including spaces): Just as the Abstract is important in capturing a reader's attention, so is the title. Titles rising or answering questions in a few brief words will far more likely do this than titles merely pointing to the topic. Furthermore, such titles as "Bisphosphonates reduce bone loss" effectively convey the main message and readers will more likely remember them. Manuscripts that do not follow the protocol described here will be returned to the corresponding author for technical revision before undergoing peer review. All manuscripts in English, should be typed double-spaced on one side of a standard typewriter paper, leaving at least 2.5 cm. margin on all sides. All pages should be numbered beginning from the title page.

- Title page should include: a) informative title of the paper, b) complete names of each author with their institutional affiliations, c) name, address, fax and telephone number, e-mail of the corresponding author, d) address for the reprints if different from that of the corresponding author, e) ORCID numbers of the authors. It should also be stated in the title

page that informed consent was obtained from patients and that the study was approved by the ethics committee.


The "Level of Evidence" should certainly be indicated in the title page (see Table-1 in the appendix). Also, the field of study should be pointed out as outlined in Table-2 (maximum three fields).

- **Abstract:** A150 to 250 word abstract should be included at the second page. The abstract should be written in English and for all articles. The main topics to be included in Abstract section are as follows: Background Data, Purpose, Materials- Methods, Results and Conclusion. The Abstract should be identical in meaning. Generally, an Abstract should be written after the entire manuscript is completed. The reason relates to how the process of writing changes thought and perhaps even purpose. Only after careful consideration of the data and a synthesis of the literature can author(s) write an effective abstract. Many readers now access medical and scientific information via Web-based databases rather than browsing hard copy material. Since the reader's introduction occurs through titles and abstracts, substantive titles and abstracts more effectively capture a reader's attention regardless of the method of access. Whether reader will examine an entire article often will depend on an abstract with compelling information. A compelling Abstract contains the questions or purposes, the methods, the results (most often quantitative data), and the conclusions. Each of these may be conveyed in one or two statements. Comments such as "this report describes..." convey little useful information.

- **Keywords :** Standard wording used in scientific indexes and search engines should be preferred. The minimum number for keywords is three and the maximum is five.

- **Introduction (250 – 750 words):** It should contain information on historical literature data on the relevant issue; the problem should be defined; and the objective of the study along with the problem-solving methods should be mentioned.

Most studies, however, are published to: (1) report entirely novel findings (frequently case reports, but sometimes substantive basic or clinical studies); (2) confirm previously reported work (eg, case reports, small preliminary series) when such confirmation remains questionable; and (3) introduce or address controversies in the literature when data and/or conclusions conflict. Apart from reviews and other special articles, one of these three purposes generally should be apparent (and often explicit) in the Introduction.



## INSTRUCTIONS to AUTHORS

The first paragraph should introduce the general topic or problem and emphasize its importance, a second and perhaps a third paragraph should provide the rationale of the study, and a final paragraph should state the questions, hypotheses, or purposes.

One may think of formulating rationale and hypotheses as Aristotelian logic (a modal syllogism) taking the form: If A, B, and C, then D, E, or F. The premises A, B, and C, reflect accepted facts, whereas D, E, or F reflect logical outcomes or predictions. The premises best come from published data, but when data are not available, published observations (typically qualitative), logical arguments or consensus of opinion can be used. The strength of these premises is roughly in descending order from data to observations or argument to opinion. D, E, or F reflects logical consequences. For any set of observations, any number of explanations (D, E, or F) logically follows. Therefore, when formulating hypotheses (explanations), researchers designing experiments and reporting results should not rely on a single explanation.

With the rare exception of truly novel material, when establishing rationale authors should generously reference representative (although not necessarily exhaustive) literature. This rationale establishes the novelty and validity of the questions and places it within the body of literature. Writers should merely state the premises with relevant citations (superscripted) and avoid describing cited works and authors' names. The exceptions to this approach include a description of past methods when essential to developing rationale for a new method, or a mention of authors' names when important to establish historical precedent. Amplification of the citations may follow in the Discussion when appropriate. In establishing a rationale, new interventions of any sort are intended to solve certain problems. For example, new implants (unless conceptually novel) typically will be designed according to certain criteria to eliminate problems with previous implants. If the purpose is to report a new treatment, the premises of the study should include those explicitly stated problems (with quantitative frequencies when possible), and they should be referenced generously.

The final paragraph logically flows from the earlier ones, and should explicitly state the questions or hypotheses to be addressed in terms of the study (independent, dependent) variables. Any issue not posed in terms of study variables cannot be addressed meaningfully. Focus of the report relates to focus of these questions, and the report should avoid questions

for which answers are well described in the literature (e.g., dislocation rates for an implant designed to minimize stress shielding). Only if there are new and unexpected information should data be reported apart from that essential to answer the stated questions.

**- Materials - Methods (1000-1500 words):** Epidemiological/demographic data regarding the study subjects; clinical and radiological investigations; surgical technique applied; evaluation methods; and statistical analyses should be described in detail.

In principle, the Materials and Methods should contain adequate detail for another investigator to replicate the study. In practice, such detail is neither practical nor desirable because many methods will have been published previously (and in greater detail), and because long descriptions make reading difficult. Nonetheless, the Materials and Methods section typically will be the longest section. When reporting clinical studies, authors must state approval of the institutional review board or ethics committees according to the laws and regulations of their countries. Informed consent must be stated where appropriate. Such approval should be stated in the first paragraph of Materials and Methods. At the outset, the reader should grasp the basic study design. Authors should only briefly describe and reference previously reported methods. When authors modify those methods, the modifications require additional description.

In clinical studies, the patient population and demographics should be outlined at the outset. Clinical reports must state inclusion and exclusion criteria and whether the series is consecutive or selected; if selected, criteria for selection should be stated. The reader should understand from this description all potential sources of bias such as referral, diagnosis, exclusion, recall, or treatment bias. Given the expense and effort for substantial prospective studies, it is not surprising that most published clinical studies are retrospective.

Such studies often are criticized unfairly for being retrospective, but that does not negate the validity or value of a study. Carefully designed retrospective studies provide most of the information available to clinicians. However, authors should describe potential problems such as loss to follow-up, difficulty in matching, missing data, and the various forms of bias more common with retrospective studies.

If authors use statistical analysis, a paragraph should appear at the end of Materials and Methods stating all statistical tests used. When multiple tests are used, authors should state which



## INSTRUCTIONS to AUTHORS

tests are used for which sets of data. All statistical tests are associated with assumptions, and when it is not obvious the data would meet those assumptions, the authors either should provide the supporting data (e.g., data are normally distributed, variances in groups are similar) or use alternative tests. Choice of level of significance should be justified. Although it is common to choose a level of alpha of 0.05 and a beta of 0.80, these levels are somewhat arbitrary and not always appropriate. In the case where the implications of an error are very serious (e.g., missing the diagnosis of cancer), different alpha and beta levels might be chosen in the study design to assess clinical or biological significance.

**- Results (250-750 words):** "Results" section should be written in an explicit manner, and the details should be described in the tables. The results section can be divided into sub-sections for a more clear understanding.

If the questions or issues are adequately focused in the Introduction section, the Results section needs not to belong. Generally, one may need a paragraph or two to persuade the reader of the validity of the methods, one paragraph addressing each explicitly raised question or hypothesis, and finally, any paragraphs to report new and unexpected findings. The first (topic) sentence of each paragraph should state the point or answer the question. When the reader considers only the first sentence in each paragraph in Results, the logic of the authors' interpretations should be clear. Parenthetical reference to all figures and tables forces the author to textually state the interpretation of the data; the important material is the authors' interpretation of the data, not the data.

Statistical reporting of data deserves special consideration. Stating some outcome is increased or decreased (or greater or lesser) and parenthetically stating the p (or other statistical) value immediately after the comparative terms more effectively conveys information than stating something is or is not statistically significantly different from something else (different in what way? the reader may ask). Additionally, avoiding the terms 'statistically different' or 'significantly different' lets the reader determine whether they will consider the statistical value biologically or clinically significant, regardless of statistical significance.

Although a matter of philosophy and style, actual p values convey more information than stating a value less than some preset level. Furthermore, as Motulsky notes, "When you read that a result is not significant, don't stop thinking... First, look at the confidence interval... Second, ask about the power of

the study to find a significant difference if it were there." This approach will give the reader a much greater sense of biological or clinical significance.


**- Discussion (750 - 1250 words):** The Discussion section should contain specific elements: a restatement of the problem or question, an exploration of limitations and assumptions, a comparison and/or contrast with information (data, opinion) in the literature, and a synthesis of the comparison and the author's new data to arrive at conclusions. The restatement of the problem or questions should only be a brief emphasis. Exploration of assumptions and limitations are preferred to be next rather than at the end of the manuscript because the interpretation of what will follow depends on these limitations. Failure to explore limitations suggests the author(s) either do not know or choose to ignore them, potentially misleading the reader. Exploration of these limitations should be brief, but all critical issues must be discussed, and the reader should be persuaded they do not jeopardize the conclusions.

Next, the authors should compare and/or contrast their data with data reported in the literature. Generally, many of these reports will include those cited as a rationale in the Introduction. Because of the peculiarities of a given study the data or observations might not be strictly comparable to that in the literature, it is unusual that the literature (including that cited in the Introduction as rationale) would not contain at least trends. Quantitative comparisons most effectively persuade the reader that the data in the study are "in the ballpark," and tables or figures efficiently convey that information. Discrepancies should be stated and explained when possible; when an explanation of a discrepancy is not clear that also should be stated. Conclusions based solely on data in the paper seldom are warranted because the literature almost always contains previous information.

Finally, the author(s) should interpret their data in light of the literature. No critical data should be overlooked because contrary data might effectively refute an argument. That is, the final conclusions must be consistent not only with the new data presented, but also that in the literature.

**- Conclusion:** The conclusions and recommendations by the authors should be described briefly. Sentences containing personal opinions or hypotheses that are not based on the scientific data obtained from the study should be avoided.

**- References:** References are numbered (Arabic numerals) consecutively in the order in which they appear in the text (note



## INSTRUCTIONS to AUTHORS

that references should not appear in the abstract) and listed double-spaced at the end of the manuscript. The preferred method for identifying citations in the text is using within parentheses. Use the form of the “Uniform Requirements for Manuscripts” (<http://www.icmje.org/about-icmje/faqs/icmje-recommendations/>). If the number of authors exceeds seven, list first 6 authors followed by et al.

Use references found published in peer-reviewed publications that are generally accessible. Unpublished data, personal communications, statistical programs, papers presented at meetings and symposia, abstracts, letters, and manuscripts submitted for publication cannot be listed in the references. Papers accepted by peer-reviewed publications but not yet published (“in press”) are not acceptable as references.

Journal titles should conform to the abbreviations used in “Cumulated Index Medicus”.

Please note the following examples of journal, book and other reference styles:

### Journal article:

Berk H, Akçalı Ö, Kiter E, Alıcı E. Does anterior spinal instrument rotation cause rethrolisthesis of the lower instrumented vertebra? *J Turk Spinal Surg.* 1997;8:5-9.

### Book chapter:

Wedge IH, Kirkaldy-Willis WH, Kinnard P. Lumbar spinal stenosis. Chapter 5. In: Helfet A, Grubel DM (Eds.). *Disorders of the Lumbar Spine.* JB Lippincott, Philadelphia 1978;pp:61-8.

### Entire book:

Paul LW, Juhl IH (Eds.). *The Essentials of Roentgen Interpretation.* Second Edition, Harper and Row, New York 1965;pp:294-311.

### Book with volume number:

Stauffer ES, Kaufer H, Kling THF. Fractures and dislocations of the spine. In: Rock-wood CA, Green DP (Eds.). *Fractures in Adults.* Vol. 2, JB Lippincott, Philadelphia 1984;pp:987-1092.

### Journal article in press:

Arslantaş A, Durmaz R, Coşan E, Tel E. Aneurysmal bone cysts of the cervical spine. *J Turk Spinal Surg.* (In press).

### Book in press :

Condon RH. Modalities in the treatment of acute and chronic low back pain. In: Finnison BE (Ed.). *Low Back Pain.* JB Lippincott (In press).

### Symposium:

Raycroft IF, Curtis BH. Spinal curvature in myelomeningocele: natural history and etiology. *Proceedings of the American Academy of Orthopaedic Surgeons Symposium on Myelomeningocele,* Hartford, Connecticut, November 1970, CV Mosby, St. Louis 1972;pp:186-201.

### Papers presented at the meeting:

Rhoton AL. Microsurgery of the Arnold-Chiari malformation with and without hydromyelia in adults. Presented at the Annual Meeting of the American Association of Neuro-logical Surgeons, Miami, Florida, April 7, 1975.

- **Tables:** They should be numbered consecutively in the text with Arabic numbers. Each table with its number and title should be typed on a separate sheet of paper. Each table must be able to stand alone; all necessary information must be contained in the caption and the table itself so that it can be understood independent from the text. Information should be presented explicitly in “Tables” so that the reader can obtain a clear idea about its content. Information presented in “Tables” should not be repeated within the text. If possible, information in “Tables” should contain statistical means, standard deviations, and t and p values for possibility. Abbreviations used in the table should be explained as a footnote.

Tables should complement not duplicate material in the text. They compactly present information, which would be difficult to describe in text form. (Material which may be succinctly described in text should rarely be placed in tables or figures.) Clinical studies for example, often contain complementary tables of demographic data, which although important for interpreting the results, are not critical for the questions raised in the paper. Well focused papers contain only one or two tables or figures for every question or hypothesis explicitly posed in the Introduction section. Additional material may be used for unexpected results. Well-constructed tables are self-explanatory and require only a title. Every column contains a header with units when appropriate.

- **Figures:** All figures should be numbered consecutively throughout the text. Each figure should have a label pasted on its back indicating the number of the figure, an arrow to show the top edge of the figure and the name of the first author. Black-and-white illustrations should be in the form of glossy prints (9x13 cm). The letter size on the figure should be large enough to be readable after the figure is reduced to its actual printing size. Unprofessional typewritten characters are not



## INSTRUCTIONS to AUTHORS

accepted. Legends to figures should be written on a separate sheet of paper after the references.

The journal accepts color figures for publication if they enhance the article. Authors who submit color figures will receive an estimate of the cost for color reproduction. If they decide not to pay for color reproduction, they can request that the figures be converted to black and white at no charge. For studies submitted by electronic means, the figures should be in jpeg and tiff formats with a resolution greater than 300 dpi. Figures should be numbered and must be cited in the text.

**- Style:** For manuscript style, American Medical Association Manual of Style (9th edition), Stedman's Medical Dictionary (27th edition) and Merriam Webster's Collegiate Dictionary (10th edition) should be used as standard references. The drugs and therapeutic agents must be referred by their accepted generic or chemical names, without abbreviations. Code numbers must be used only when a generic name is not yet available. In that case, the chemical name and a figure giving the chemical structure of the drug should be given. The trade names of drugs should be capitalized and placed in parentheses after the generic names. To comply with trademark law, the name and location (city and state/country) of the manufacturer of any drug, supply, or equipment mentioned in the manuscript should be included. The metric system must be used to express the units of measure and degrees Celsius to express temperatures, and SI units rather than conventional units should be preferred.

The abbreviations should be defined when they first appear in the text and in each table and figure. If a brand name is cited, the manufacturer's name and address (city and state/country) must be supplied.

The address, "Council of Biology Editors Style Guide" (Council of Science Editors, 9650 Rockville Pike, Bethesda, MD 20814) can be consulted for the standard list of abbreviations.

**-Acknowledgments:** Note any non-financial acknowledgments. Begin with, "The Authors wish to thank..." All forms of support, including pharmaceutical industry support should also be stated in the Acknowledgments section.

Authors are requested to apply and load including the last version of their manuscript to the manuscript submission in the official web address ([www.jtss.org](http://www.jtss.org)). The electronic file must be in Word format (Microsoft Word or Corel Word Perfect). Authors can submit their articles for publication via internet using the guidelines in the following address: [www.jtss.org](http://www.jtss.org).


### - Practical Tips:

1. Read only the first sentence in each paragraph throughout the text to ascertain whether those statements contain all critical material and the logical flow is clear.
2. Avoid in the Abstract comments such as, "... this report describes..." Such statements convey no substantive information for the reader.
3. Avoid references and statistical values in the Abstract.
4. Avoid using the names of cited authors except to establish a historical precedent. Instead, indicate the point in the manuscript by providing citation by superscribing.
5. Avoid in the final paragraph of the Introduction purposes such as, "... we report our data..." Such statements fail to focus the reader's (and author's!) attention on the critical issues (and do not mention study variables).
6. Parenthetically refer to tables and figures and avoid statements in which a table of the figure is either subject or object of a sentence. Parenthetic reference places interpretation of the information in the table or figure and not the table or figure.
7. Regularly count words from the Introduction through Discussion.

### TABLE-1. LEVELS OF EVIDENCE

#### LEVEL- I.

- 1) Randomized, double-blind, controlled trials for which tests of statistical significance have been performed
- 2) Prospective clinical trials comparing criteria for diagnosis, treatment and prognosis with tests of statistical significance where compliance rate to study exceeds 80%
- 3) Prospective clinical trials where tests of statistical significance for consecutive subjects are based on predefined criteria and a comparison with universal (gold standard) reference is performed
- 4) Systematic meta-analyses which compare two or more studies with Level I evidence using pre-defined methods and statistical comparisons.
- 5) Multi-center, randomized, prospective studies



## INSTRUCTIONS to AUTHORS

### LEVEL – II.

- 1) Randomized, prospective studies where compliance rate is less than 80%
- 2) All Level-I studies with no randomization
- 3) Randomized retrospective clinical studies
- 4) Meta-analysis of Level-II studies

### LEVEL– III.

- 1) Level-II studies with no randomization (prospective clinical studies etc.)
- 2) Clinical studies comparing non-consecutive cases (without a consistent reference range)
- 3) Meta-analysis of Level III studies

### LEVEL- IV.

- 1) Case presentations
- 2) Case series with weak reference range and with no statistical tests of significance

### LEVEL – V.

- 1) Expert opinion and review articles
- 2) Anecdotal reports of personal experience regarding a study, with no scientific basis

## TABLE-2. CLINICAL AREAS

### Anatomy

1. Morphometric analysis

### Anesthesiology

### Animal study

### Basic Science

1. Biology
2. Biochemistry
3. Biomaterials
4. Bone mechanics
5. Bone regeneration
6. Bone graft
7. Bone graft substitutes
8. Drugs

### Disc

1. Disc Degeneration
2. Herniated Disc
3. Disc Pathology
4. Disc Replacement
5. IDET

### Disease/Disorder

1. Congenital
2. Genetics
3. Degenerative disease
4. Destructive (Spinal Tumors)
5. Metabolic bone disease
6. Rheumatologic

### Biomechanics Cervical Spine

1. Cervical myelopathy
2. Cervical reconstruction
3. Cervical disc disease
4. Cervical Trauma
5. Degenerative disease

### Complications

1. Early
2. Late
3. Postoperative

### Deformity

1. Adolescent idiopathic scoliosis
2. Kyphosis
3. Congenital spine
4. Degenerative spine conditions

### Diagnostics

1. Radiology
2. MRI
3. CT scan
4. Others



## INSTRUCTIONS to AUTHORS

### **Epidemiology**

### **Etiology**

### **Examination**

### **Experimental study**

### **Fusion**

1. Anterior
2. Posterior
3. Combined
4. With instrumentation

### **Infection of the spine**

1. Postoperative
2. Rare infections
3. Spondylitis
4. Spondylodiscitis
5. Tuberculosis

### **Instrumentation**

### **Meta-Analysis**

### **Osteoporosis**

1. Bone density
2. Fractures
3. Kyphoplasty
4. Medical Treatment
5. Surgical Treatment

### **Outcomes**

1. Conservative care
2. Patient Care
3. Primary care
4. Quality of life research
5. Surgical

### **Pain**

1. Chronic pain
2. Discogenic pain

### **3. Injections**

### **4. Low back pain**

### **5. Management of pain**

### **6. Postoperative pain**

### **7. Pain measurement**

### **Physical Therapy**

#### **1. Motion Analysis**

#### **2. Manipulation**

#### **3. Non-Operative Treatment**

### **Surgery**

#### **1. Minimal invasive**

#### **2. Others**

#### **3. Reconstructive surgery**

### **Thoracic Spine**

### **Thoracolumbar Spine**

### **Lumbar Spine**

### **Lumbosacral Spine**

### **Psychology**

### **Trauma**

#### **1. Fractures**

#### **2. Dislocations**

### **Spinal cord**

#### **1. Spinal Cord Injury**

### **Spinal stenosis**

#### **1. Cervical**

#### **2. Lumbar**


#### **3. Lumbosacral**

### **Tumors**

#### **1. Metastatic tumors**

#### **2. Primary benign tumors**

#### **3. Primary malign tumors**



## INSTRUCTIONS to AUTHORS

### APPLICATION LETTER EXAMPLE:

**Editor-in-Chief**

**Journal of Turkish Spinal Surgery**

**Dear Editor,**

We enclose the manuscript titled '....' for consideration to publish in the Journal of Turkish Spinal Surgery.

The following authors have designed the study (AU: Parenthetically insert names of the appropriate authors), gathered the data (AU: Parenthetically insert names of the appropriate authors), analyzed the data (AU: Parenthetically insert names of the appropriate authors), wrote the initial drafts (AU: Parenthetically insert initials of the appropriate authors), and ensure the accuracy of the data and analysis (AU: Parenthetically insert names of the appropriate authors).

I confirm that all authors have seen and agree with the contents of the manuscript and agree that the work has not been submitted or published elsewhere in whole or in part.

As the Corresponding Author, I (and any other authors) understand that Journal of Turkish Spinal Surgery requires all authors to specify any contracts or agreements they might have signed with commercial third parties supporting any portion of the work. I further understand such information will be held in confidence while the paper is under review and will not influence the editorial decision, but that if the article is accepted for publication, a disclosure statement will appear with the article. I have selected the following statement(s) to reflect the relationships of myself and any other author with a commercial third party related to the study:

- 1)** All authors certify that they not have signed any agreement with a commercial third party related to this study which would in any way limit publication of any and all data generated for the study or to delay publication for any reason.
- 2)** One or more of the authors (initials) certifies that he or she has signed agreements with a commercial third party related to this study and that those agreements allow commercial third party to own or control the data generated by this study and review and modify any manuscript but not prevent or delay publication.
- 3)** One or more of the authors (AU: Parenthetically insert initials of the appropriate authors) certifies that he or she has signed agreements with a commercial third party related to this study and that those agreements allow commercial third party to own

or control the data and to review and modify any manuscript and to control timing but not prevent publication.

Sincerely,

**Date:**

**Corresponding Author:**

**Address:**

**Phone:**

**Fax-mail:**

**GSM:**

**E-mail:**

### **AUTHORSHIP RESPONSIBILITY, FINANCIAL DISCLOSURE, AND COPYRIGHT TRANSFER**

**MANUSCRIPT TITLE:**

**CORRESPONDING AUTHOR**

**MAILING ADDRESS :**

**TELEPHONE / FAX NUMBERS :**

Each author must read and sign the following statements; if necessary, photocopy this document and distribute to coauthors for their original ink signatures. Completed forms should be sent to the Editorial Office.

### **CONDITIONS OF SUBMISSION**

**RETAINED RIGHTS:**

Except for copyright, other proprietary rights related to the Work shall be retained by the authors. To reproduce any text, figures, tables, or illustrations from this Work in future works of their own, the authors must obtain written permission from Journal of Turkish Spinal Surgery; such permission cannot be unreasonably withheld by Journal of Turkish Spinal Surgery.

**ORIGINALITY:**

Each author warrants that his or her submission to the Work is original and that he or she has full power to enter into this agreement. Neither this Work nor a similar work has been published nor shall be submitted for publication elsewhere while under consideration by this Publication.





## INSTRUCTIONS to AUTHORS

### **AUTHORSHIP RESPONSIBILITY:**

Each author certifies that he or she has participated sufficiently in the intellectual content, the analysis of data, if applicable, and the writing of the Work to take public responsibility for it. Each has reviewed the final version of the Work, believes it represents valid work, and approves it for publication. Moreover, should the editors of the Publication request the data upon which the work is based, they shall produce it.

### **DISCLAIMER:**

Each author warrants that this Work contains no libelous or unlawful statements and does not infringe on the rights of others. If excerpts (text, figures, tables, or illustrations) from copyrighted works are included, a written release will be secured by the authors prior to submission, and credit to the original publication will be properly acknowledged. Each author warrants that he or she has obtained, prior to submission, written permissions from patients whose names or photographs are submitted as part of the Work. Should Journal of Turkish Spinal Surgery request copies of such written releases, authors shall provide them to Journal of Turkish Spinal Surgery in a timely manner.

### **TRANSFER OF COPYRIGHT**

#### **AUTHORS' OWN WORK:**

In consideration of Journal of Turkish Spinal Surgery 's publication of the Work, the authors hereby transfer, assign, and otherwise convey all copyright ownership worldwide, in all languages, and in all forms of media now or hereafter known, including electronic media such as CD-ROM, Internet, and Intranet, to Journal of Turkish Spinal Surgery.

If Journal of Turkish Spinal Surgery should decide for any reason not to publish an author's submission to the Work, Journal of Turkish Spinal Surgery shall give prompt notice of its decision

to the corresponding author, this agreement shall terminate, and neither the author nor Journal of Turkish Spinal Surgery shall be under any further liability or obligation.

The authors grant Journal of Turkish Spinal Surgery the rights to use their names and biographical data (including professional affiliation) in the Work and in its or the Publication's promotion.

### **WORK MADE FOR HIRE:**

If this work has been commissioned by another person or organization, or if it has been written as part of the duties of an employee, an authorized representative of the commissioning organization or employer must also sign this form stating his or her title in the organization.

### **FINANCIAL DISCLOSURE:**

Each author certifies that he or she has no commercial associations (e.g., consultancies, stock ownership, equity interest, patent/licensing arrangements, etc.) that might pose a conflict of interest in connection with the submitted article, except as disclosed on a separate attachment. All funding sources supporting the Work and all institutional or corporate affiliations of the authors are acknowledged in a footnote in the Work.

### **INSTITUTIONAL REVIEW BOARD/ANIMAL CARE COMMITTEE**


#### **APPROVAL:**

Each author certifies that his or her institution has approved the protocol for any investigation involving humans or animals and that all experimentation was conducted in conformity with ethical and humane principles of research.

Signature Printed Name Date

Signature Printed Name Date

Signature Printed Name Date



## PEER REVIEW, PUBLICATION ETHICS and MALPRACTICE STATEMENT

### Peer-Review

Submission is considered on the conditions that papers are previously unpublished and are not offered simultaneously elsewhere; that authors have read and approved the content, and all authors have also declared all competing interests; and that the work complies with the Ethical Approval and has been conducted under internationally accepted ethical standards. If ethical misconduct is suspected, the Editorial Board will act in accordance with the relevant international rules of publication ethics (i.e., COPE guidelines).

Editorial policies of the journal are conducted as stated in the rules recommended by the Council of Science Editors and reflected in the Uniform Requirements for Manuscripts Submitted to Biomedical Journals: Writing and Editing for Biomedical Publication. Accordingly, authors, reviewers, and editors are expected to adhere to the best practice guidelines on ethical behavior contained in this statement.

Submitted manuscripts are subjected to double-blinded peer-review. The scientific board guiding the selection of the papers to be published in the journal consists of elected specialists of the journal and, if necessary, selected from national and international experts in the relevant field of research. All manuscripts are reviewed by the editor, section associate editors and at least three internal and external expert reviewers. All research articles are interpreted by a statistical editor as well.

### Human and Animal Rights

For the experimental, clinical and drug human studies, approval by ethical committee and a statement on the adherence of the study protocol to the international agreements (World Medical Association Association of Helsinki "Ethical Principles for Medical Research Involving Human Subjects," amended October 2013) are required. In experimental animal studies, the authors should indicate that the procedures followed were by animal rights (Guide for the care and use of laboratory animals), and they should obtain animal ethics committee approval. The Ethics Committee approval document should be submitted to the Journal of Turkish Spinal Surgery together with the manuscript.

The approval of the ethics committee, statement on the adherence to international guidelines mentioned above and that the patient's informed consent is obtained should be indicated in the 'Material and Method' section and is required for case reports whenever data/media used could reveal the identity of the patient. The declaration of the conflict of interest between authors, institutions, acknowledgement of any financial or material support, aid is mandatory for authors

submitting a manuscript, and the statement should appear at the end of the manuscript. Reviewers are required to report if any potential conflict of interest exists between the reviewer and authors, institutions.

### Plagiarism and Ethical Misconduct

This journal uses "iThenticate" to screen all submissions for plagiarism before publication.

It is essential that authors avoid all forms of plagiarism and ethical misconduct as represented below.

**Plagiarism:** To Republish whole or part of a content in another author's publication without attribution.

**Fabrication:** To publish data and findings/results that do not exist.

**Duplication:** Using data from another publication that includes republishing an article in different languages.

**Salamisation:** Creating multiple publications by supernaturally splitting the results of a study.

**Data Manipulation/Falsification:** Manipulating or deliberately distorting research data to give a false impression.

We disapprove of such unethical practices as plagiarism, fabrication, duplication, data manipulation/falsification and salamisation and efforts to influence the review process with such practices as gifting authorship, inappropriate acknowledgements, and references in line with the COPE flowcharts.

Submitted manuscripts are also subjected to the evaluation of plagiarism, duplicate publication by automatic software. Authors are obliged to acknowledge if they published study results in whole or in part in the form of abstracts.

### A. DUTIES OF PUBLISHER:

#### Handling of unethical publishing behaviour

The publisher will take all appropriate measures to modify the article in question, in close cooperation with the editors, in cases of alleged or proven scientific misconduct, fraudulent publication, or plagiarism. This includes the prompt publication of an erratum, disclosure, or retraction of the affected work in the most severe case. Together with the editors, the publisher will take reasonable steps to detect and prevent the publication of articles in which research misconduct occurs and will under no circumstances promote or knowingly allow such abuse to occur.



## PEER REVIEW, PUBLICATION ETHICS and MALPRACTICE STATEMENT

### Editorial Autonomy

Journal of Turkish Spinal Surgery is committed to ensuring the autonomy of editorial decisions without influence from anyone or commercial partners.

### Intellectual Property and Copyright

Journal of Turkish Spinal Surgery protects the property and copyright of the articles published in the journal and maintains each article's published version of the record. The journal provides the integrity and transparency of each published article.

### Scientific Misconduct

Journal of Turkish Spinal Surgery's publisher always takes all appropriate measures regarding fraudulent publication or plagiarism.

## B. DUTIES OF EDITORS:

### Decision on Publication and Responsibility

The editor of the journal keeps under control everything in the journal and strives to meet the needs of readers and authors. The editor is also responsible for deciding which articles submitted to the journal should be published and guided by the policies subjected to legal requirements regarding libel, copyright infringement, and plagiarism. The editor might discuss with reviewers while making publication decisions. The editor is responsible for the contents and overall quality of the publication. Editor ought to provide a fair and appropriate peer-review process.

### Objectivity

Articles that are submitted to the journal are always evaluated without any prejudice.

### Confidentiality

The editor must not disclose any information about a submitted article to anyone other than editorial staff, reviewers, and publisher.

### Conflicts of Interest and Disclosure

Journal of Turkish Spinal Surgery does not allow any conflicts of interest between the parties such as authors, reviewers and editors. Unpublished materials in a submitted article must not be used by anyone without the express written assent of the

author.

### Fundamental Errors in Published Works

Authors are obliged to notify the journal's editors or publisher immediately and to cooperate with them to correct or retract the article if significant errors or inaccuracies are detected in the published work. If the editors or publisher learn from a third party that a published work contains a material error or inaccuracy, the authors must promptly correct or retract the article or provide the journal editors with evidence of the accuracy of the article.

## C. DUTIES OF REVIEWERS:

### Evaluation

Reviewers evaluate manuscripts without origin, gender, sexual orientation or political philosophy of the authors. Reviewers also ensure a fair blind peer review of the submitted manuscripts for evaluation.

### Confidentiality

All the information relative to submitted articles is kept confidential. The reviewers must not be discussed with others except if authorized by the editor.

### Disclosure and Conflict of Interest

The reviewers have no conflict of interest regarding parties such as authors, funders, editors, etc.

### Contribution to editor


Reviewers help the editor in making decisions and may also assist the author in improving the manuscript.

### Objectivity

They always do objective judgment evaluation. The reviewers express their views clearly with appropriate supporting arguments.

### Acknowledgement of Sources

Reviewers ought to identify a relevant published study that the authors have not cited. Reviewers also call to the editor's attention any substantial similarity or overlap between the manuscript and any other published paper of which they have personal knowledge.



## PEER REVIEW, PUBLICATION ETHICS and MALPRACTICE STATEMENT

### D. DUTIES OF AUTHORS:

#### Reporting Standards

A submitted manuscript should be original, and the authors ensure that the manuscript has never been published previously in any journal. Data of the research ought to be represented literally in the article. A manuscript ought to include adequate detail and references to allow others to replicate the study.

#### Originality

The authors who want to submit their study to the journal must ensure that their study is entirely original. The words and sentences getting from the literature should be appropriately cited.

#### Multiple Publications

Authors should not submit the same study for publishing in any other journals. Simultaneous submission of the same study to more than one journal is unacceptable and constitutes unethical behaviour.

#### Acknowledgement of Sources

Convenient acknowledgement of the study of others has to be given. Authors ought to cite publications that have been efficient in determining the study. All of the sources that used the process of the study should be remarked.

#### Authorship of a Paper

Authorship of a paper ought to be limited to those who have made a noteworthy contribution to the study. If others have participated in the research, they should be listed as contributors. Authorship also includes a corresponding author who is in communication with the editor of a journal. The corresponding author should ensure that all appropriate co-authors are included in a paper.

#### Disclosure and Conflicts of Interest

All sources of financial support should be disclosed. All authors ought to disclose a meaningful conflict of interest in the process of forming their study. Any financial grants or other support received for a submitted study from individuals or institutions should be disclosed to the Editorial Board of the Journal of Turkish Spinal Surgery. The ICMJE Potential Conflict of Interest Disclosure Form should be filled in and submitted by all contributing authors to disclose a potential


conflict of interest. The journal's Editorial Board determines cases of a potential conflict of interest of the editors, authors, or reviewers within the scope of COPE and ICMJE guidelines.

Conditions that provide financial or personal benefit bring about a conflict of interest. The reliability of the scientific process and the published articles is directly related to the objective consideration of conflicts of interest during the planning, implementation, writing, evaluation, editing, and publication of scientific studies.

Financial relations are the most easily identified conflicts of interest, and it is inevitable that they will undermine the credibility of the journal, the authors, and the science. These conflicts can be caused by individual relations, academic competition, or intellectual approaches. The authors should refrain as much as possible from making agreements with sponsors in the opinion of gaining profit or any other advantage that restrict their ability to access all data of the study or analyze, interpret, prepare, and publish their articles. In order to prevent conflicts of interest, editors should refrain from bringing together those who may have any relationship between them during the evaluation of the studies. The editors, who make the final decision about the articles, should not have any personal, professional or financial ties with any of the issues they are going to decide. Authors should inform the editorial board concerning potential conflicts of interest to ensure that their articles will be evaluated within the framework of ethical principles through an independent assessment process.

If one of the editors is an author in any manuscript, the editor is excluded from the manuscript evaluation process. In order to prevent any conflict of interest, the article evaluation process is carried out as double-blinded. Because of the double-blinded evaluation process, except for the Editor-in-Chief, none of the editorial board members, international advisory board members, or reviewers is informed about the authors of the manuscript or institutions of the authors.

Our publication team works devotedly to ensuring that the evaluation process is conducted impartially, considering all these situations.



## CONTENTS

### ORIGINAL ARTICLES

- 124 **MAIN CURVE CORRECTION AND SPONTANEOUS THORACIC CURVE CORRECTION AFTER SELECTIVE THORACLUMBAR/LUMBAR FUSION IN LENKE TYPE 5C ADOLESCENT IDIOPATHIC SCOLIOSIS: UP TO 10 YEARS FOLLOW-UP**  
Özcan Kaya, Tunay Şanlı, Hüseyin Sina Coşkun, Onur Levent Ulusoy, Recep Dinçer, Selhan Karadereler, Meriç Enercan, Azmi Hamzaoğlu; İstanbul, Samsun, Isparta, Turkey
- 129 **A GREAT MIMICKER OF ADOLESCENT IDIOPATHIC SCOLIOSIS: SCIATIC SCOLIOSIS. A RETROSPECTIVE REVIEW OF 18 ADOLESCENT PATIENTS WITH AT LEAST 2 YEARS OF FOLLOW-UP**  
Yiğit Erdağ, Tuna Pehlivanoğlu; İstanbul, Turkey
- 135 **INCIDENCE OF ASYMPTOMATIC RECURRENT LARYNGEAL NERVE PALSY FOLLOWING ANTERIOR CERVICAL SPINE SURGERY**  
Mehmet Volkan Aydın, Deniz Şirinoğlu, Ozan Başkurt, Nihan Altıntepe, Gökhan Percinoğlu, Serap Karacalar, Yavuz Uyar; İstanbul, Mardin, Turkey
- 140 **UTILITY OF ROUTINE NEEDLE BIOPSY DURING KYPHOPLASTY FOR OSTEOPOROTIC VERTEBRAL FRACTURES**  
Özgür Öcal, Göksal Günerhan, Denizhan Divanlıoğlu, Ahmet Eren Seçen, Uğur Kemal Gündüz, Betül Saylak, Deniz Belen, Ali Dalgıç; Ankara, Turkey
- 144 **ADDING EPIDURAL INJECTION TO VERTEBROPLASTY IMPROVES FUNCTION IN PATIENTS WITH VERTEBRAL COMPRESSION FRACTURE**  
Savaş Çömlek, Mehmet Osman Akçakaya, Onur Öztürk; İstanbul, Turkey
- 151 **IS SPINAL GUNSHOT WOUND SURGERY REALLY NECESSARY?**  
Can Sezer, Mesut Uluöz; Adana, Turkey

### CASE REPORT

- 157 **INTRADURAL DISC HERNIATION MIMICKING A SPINAL TUMOR, CASE PRESENTATION AND REVIEW OF THE LITERATURE**  
Ersin Hacıyakupoğlu, Burak Kınalı, Evren Yüvrük, Milos Arsenovic, Sebahattin Hacıyakupoğlu; Zwickau, Germany; İstanbul, Adana, Turkey
- 162 **ERRATUM**

### INDEX

2022 REFEREE INDEX

2022 AUTHOR INDEX

2022 SUBJECT INDEX