

JOURNAL OF TURKISH SPINAL SURGERY


APRIL

2021

► VOLUME: 32

► ISSUE: 2





Journal of Turkish Spinal Surgery

► Editor

Metin ÖZALAY

Former Editor

İ. Teoman BENLİ

► Assistant Editors (Alphabetical order)

Turgut AKGÜL

Ali DALGIÇ

Gökhan DEMİRKIRAN

Erden ERTÜNER

Erkin SÖNMEZ

Cem YILMAZ

► Secretaries of the JTSS (Alphabetical order)

Ömer ERŞEN

Ümit Özgür GÜLER

► Editorial Board (Alphabetical order)

Turgut AKGÜL

Ali DALGIÇ

Gökhan DEMİRKIRAN

Ömer ERŞEN

Erden ERTÜNER

Ümit Özgür GÜLER

Metin ÖZALAY

Erkin SÖNMEZ

Cem YILMAZ

► Scientific Board

Kuniyoshi ABUMI (Japan)

İbrahim Altan ACAR

Rıfat Emre ACAROĞLU

Haluk AĞUŞ

Serdar AKALIN

Ömer AKÇALI

Mutlu AKDOĞAN

Burak AKESEN

Turgut AKGÜL

Yunus Emre AKMAN

Mehmet Atıf Erol AKSEKİLİ

Erdem AKTAŞ

İlknur AKTAŞ

Ahmet ALANAY

Akif ALBAYRAK

Emin ALICI

Mehmet Akif ALTAY

Mehmet ALTINMAKAS

Necdet Şükrü ALTUN

Veysel ANTAR

Mahmut ARGÜN

Ali ARSLANTAŞ

Richard ASSAKER (France)

Başar ATALAY

Özkan ATEŞ

Yunus ATICI

Ramazan ATIÇ

Halil ATMACA

Ayhan ATTAR

Abdurrahman AYCAN

Hakan AYCAN

Çeçen Dilber AYÇİÇEK

Varol AYDIN

Önder AYDINGÖZ

Ufuk AYDINLI

Mehmet AYDOĞAN

Evren AYDOĞMUŞ

Hayati AYGÜN

Selim AYHAN

Bilal AYKAÇ

Hasan Murat AYTEN

Mehmet AYVAZ

Nikola AZAR (U.S.A.)

Abdurrahman BAKIR

Ahmet BAL

Naci BALAK



Galenos Publishing House
Owner and Publisher
Derya Mor
Erkan Mor

Publication Coordinator
Burak Sever

Web Coordinators
Fuat Hocalar
Turgay Akpınar

Graphics Department
Ayda Alaca
Çiğdem Birinci
Gülşah Özgül

Finance Coordinator
Sevinç Çakmak

Research&Development
Melisa Yiğitoğlu
Nihan Karamanlı

Digital Marketing Specialist
Seher Altundemir

Project Coordinators

Aysel Balta
Meltem Acar
Duygu Yıldırım
Hatice Sever
Gamze Aksoy
Gülray Akın
Özlem Çelik Çekil
Pınar Akpınar
Rabia Palazoğlu
Melike Eren

Publisher Contact

Address: Molla Gürani Mah. Kaçamak Sk. No: 21/1
34093 İstanbul, Turkey

Phone: +90 (212) 621 99 25 Fax: +90 (212) 621 99 27

E-mail: info@galenos.com.tr/yayin@galenos.com.tr

Web: www.galenos.com.tr | Publisher Certificate Number: 14521

Printing Date: April 2021

ISSN 1301-0336 • E-ISSN 2147-5903

International scientific journal published quarterly.




JOURNAL OF TURKISH SPINAL SURGERY

Tevfik BALIKÇI
Fatih BAYGUTALP
Mete BAYILLIOĞLU
Mehmet Kürşad BAYRAKTAR
Şenol BEKMEZ
Süleyman Bülent BEKTAŞER
İsmet Teoman BENLİ
Rasim Haluk BERK
Murat BEZER
Burak BİLEKLİ
Serkan BİLGİÇ
Abdülkadir Şükrü BİRLER
Thomas Roger BLATTERT (Germany)
Burak Orhan BORAN
Hüseyin BOTANLIOĞLU
Celal BOZKURT
İsmail BOZKURT
Muhtar Hakan BOZKUŞ
Alp Özgün BÖRCEK
Ali BÖREKÇİ
Erkut Baha BULDUK
Halil BURÇ
Balioğlu Mehmet BÜLENT
Suat CANBAY
Mustafa CANİKLİOĞLU
Aydın CANPOLAT
Tufan CANSEVER
Oğuz CEBESÖY
Yashar CELİLOV (Azerbaijan)
Mehmet Fethi CEYLAN
Wai Yuen CHEUNG (Hong Kong)
Asım CILIZ
Erdoğan CİVELEK
Mehmet Erdal COŞKUN
Yusuf Şükrü ÇAĞLAR
Mehmet Sedat ÇAĞLI
Arif Tarkan ÇALIŞANELLER
İslam ÇALIŞKAN

Gökhan ÇAVUŞ
Süleyman Rüştü ÇAYLI
Suat Erol ÇELİK
Erhan ÇELİKOĞLU
Mustafa ÇELİKTAŞ
Nuri Eralp ÇETİNALP
Mehmet ÇETİNKAYA
Bayram ÇIRAK
Mert ÇİFTDEMİR
Soner ÇİVİ
Mutlu ÇOBANOĞLU
Cem ÇOPUROĞLU
Ahmet DAĞTEKİN
Sedat DALBAYRAK
Ali DALGIÇ
Nail DEMİREL
Gökhan DEMİRKIRAN
Halil Gökhan DEMİRKIRAN
Serdar DEMİRÖZ
Fatih Ersay DENİZ
Alihan DERİNCEK
Sibel DEVİREN (U.S.A.)
Vedat DEVİREN (U.S.A.)
Fatih DİKİCİ
Veysel Ercan DİNÇEL
M. Derya DİNÇER
Şeref DOĞAN
Tahir Mutlu DOĞMUŞ
Ramazan DOĞRUL
Ünsal DOMANIÇ
Evrin DUMAN
Emre DURDAĞ
Ege CANSUNAR
Tolga EGE
Mehmet EKİNCİ
Murat Şakir EKŞİ
Youssry ELHAWARY (Egypt)
Nuh Mehmet ELMADAĞ

Ömer Hakan EMMER
Meriç ENERCAN
Uygur ER
Mustafa ARİF
Mehmet Nuri ERDEM
Şevki ERDEM
Mehmet Emin ERDİL
Ersin ERDOĞAN
Uzay ERDOĞAN
Mehmet ERDURAN
Nuri EREL
Ömer Naci ERGİN
Serkan ERKAN
Hüseyin Yener ERKEN
Tahsin ERMAN
Mehmet Nurullah ERMİŞ
Ömer ERŞEN
Erden ERTÜZER
Cemil ERTÜRK
İrfan ESENKAYA
Olca ESER
Kadri Burak ETHEMOĞLU
Hatice Evren EKER
Kamil EYVAZOV
Jörg FRANKE (Germany)
Duygu Geler KÜLCÜ
Aydın GERİLMEZ
Yurdal GEZERCAN
Haydar GÖK
Alper GÖKÇE
Akın GÖKÇEDAĞ
Mahmut GÖKDAĞ
Emel Gönen BAŞ
Ali GÜLEÇ
Olca GÜLER
Ümit Özgür GÜLER
Mahir GÜLŞEN
Barış GÜLTEKİN



Seyit Ali GÜMÜŞTAŞ
Ömür GÜNALDI
Muhammed Cüneyd GÜNAY
Caner GÜNERBÜYÜK
Ahmet Gürhan GÜRÇAY
Erkan GÜRGEN
Levent GÜRSES
Osman GÜVEN
Yahya GÜVENÇ
Aslan GÜZEL
Aytar Murat HAMİT
Azmi HAMZAOĞLU
Mehmet Murat HANCI
Aşkın Esen HASTÜRK
Yong HU (Hong Kong)
Cengiz IŞIK
Hasan Serdar IŞIK
Salih Murat İMER
Mustafa Erkan İNANMAZ
Nazır Cihangir İSLAM
İsmail İŞTEMEN
Serdar KABATAŞ
Serdar KAHRAMAN
Sinan KAHRAMAN
Murat KALAYCI
Erdal KALKAN
Tuncay KANER
Erkan KAPTANOĞLU
Emre KARADENİZ
Oğuz Okan KARAEMİNOĞULLARI
Feyza KARAGÖZ GÜZEY
Doğaç KARAGÜVEN
Turgut Nedim KARAİSMAİLOĞLU
Ahmet KARAKAŞLI
Yaşar KARATAŞ
Deniz KARGIN
Mustafa Ömür KASIMCAN
Özcan KAYA

Selim KAYACI
Ali Erhan KAYALAR
Mehmet Akif KAYGUSUZ
Neşe KESER
Fatih KESKİN
İsmail Emre KETENCİ
Mesut KILIÇ
Mustafa KILIÇ
Kasım KILIÇARSLAN
Cumhur KILINÇER
Cihan KIRÇIL
Ahmet Esat KITER
İlker KİRAZ
Rahmi Kemal KOÇ
Deniz KONYA
Mehmet Fatih KORKMAZ
Murat KORKMAZ
Feza KORKUSUZ
Mustafa Can KOŞAY
Kadir KOTİL
Murat KÖKEN
Erkam KÖMÜRCÜ
Fehmi Doruk KURAN
Aslıhan KUŞVURAN ÖZKAN
Ahmet KÜÇÜK
Jun Ho LEE (Korea)
Ahmet MENKÜ
Hani MHADILI (Spain)
Abdullah MİLCAN
Siyavuş MUHAMMEDREZAİ
Alexander Y. MUSHKIN (Russia)
Vugar NABİ
Sait NADERİ
Necdet Serdar NECMİOĞLU
Mustafa NEVZAT
Gürdal NÜSRAN
Ali Ender OFLUOĞLU
Önder OFLUOĞLU

Erbil OĞUZ
Kadir OKTAY
Sakıp Eren OLCAY
Zeynep Deniz OLGUN
İsmail OLTULU
Zafer ORHAN
Özgür ÖCAL
Ahmet ÖĞRENCİ
Nusret ÖK
Özdamar Fuad ÖKEN
Bekir Tunç ÖKTENOĞLU
Önder ÇETİN
Mehmet Reşit ÖNEN
Ali ÖNER
F. Cumhuri ÖNER (Holland)
Metin ÖZALAY
Hakan ÖZALP
Zühtü ÖZBEK
Emel Ece ÖZCAN EKŞİ
Mert ÖZCAN
Yusuf ÖZCAN
Raif ÖZDEN
Kubilay Murat ÖZDENER
Selçuk ÖZDOĞAN
Ali Fahir ÖZER
Selçuk ÖZGEN
Serdar ÖZGEN
Birol ÖZKAL
Cenk ÖZKAN
Okan ÖZKUNT
Bülent ÖZKURT
Korhan ÖZLÜ
Ramadan ÖZMANEVRA
Ufuk ÖZSOY
Anıl Murat ÖZTÜRK
Çağatay ÖZTÜRK
İrfan ÖZTÜRK
Kadir ÖZTÜRK




JOURNAL OF TURKISH SPINAL SURGERY

Mehmet Halit ÖZYALÇIN
Ömer Selçuk PALAOĞLU
Serdar PEDÜKCOŞKUN
Tuna PEHLİVANOĞLU
Gökhan PEKER
Ferran PELLISE (Spain)
F.J. Sanchez PEREZ-GRUESO (Spain)
Barış POLAT
Abolfazl RAHİMİZADEH (Iran)
Ali Fatih RAMAZANOĞLU
Radhey S .MITTAL (India) Hakan
SABUNCUOĞLU
Saeid SAFAEE (Iran)
Necdet SAĞLAM
Gürsel SAKA
Evren SANDAL
Abdelfattah SAOUD (Egypt)
Seçkin SARI
Kerim SARIYILMAZ
Mehdi SASANI
İsmail Safa SATOĞLU
Murat SAYIN
Halil İbrahim SEÇER
Altay SENCER
Erhan SERİN
Erhan SESLİ
Cem SEVER
Fırat SEYFETTİNOĞLU
Salman SHARIF (Pakistan)
Christoph J. SIEPE (Germany)
Ahmet Şükrü SOLAK
Can SOLAKOĞLU
İhsan SOLAROĞLU
Bilgehan SOLMAZ
İlker SOLMAZ
Murat SONGÜR

Erkin SÖNMEZ
Yetkin SÖYÜNCÜ
Hasan Kamil SUCU
Adil SURAT
Halil İbrahim SÜNER
Altan ŞAHİN
Soner ŞAHİN
Fikret ŞAHİNTÜRK
Cüneyt ŞAR
Ahmet ŞARLAK
Mehmet Ali ŞEHİRLİOĞLU
Hakan ŞENARAN
Alpaslan ŞENEL
Alpaslan ŞENKÖYLÜ
Salim ŞENTÜRK
Serkan ŞİMŞEK
Sait ŞİRİN
Ufuk TALU
Bahattin TANRIKULU
Mehmet TAŞKOPARAN
Necati TATARLI
Cüneyt TEMİZ
Mehmet TEZER
Zafer Orkun TOKTAŞ
Murat TONBUL
Hacı Bayram TOSUN
Ahmet Cemil TURAN
Ulvi Hakan TUYGUN
Yücel TÜMER
Kudret TÜREYEN
Okan TÜRK
Salih Cengiz TÜRKMEN
Bekir Yavuz UÇAR
Ali Akın UĞRAŞ
Mustafa Onur ULU
Çağatay ULUÇAY

Mehmet Hikmet ULUĞ
Vedat URUÇ
Ali Kemal US
Mustafa UYSAL
Melih ÜÇER
İlker ÜNLÜ
Hasan Tahsin ÜTSÜKARCI
Onat ÜZÜMCÜGİL
Peter VARGA (Hungary)
Mithat Selim YALÇIN
Muhammed Nadir YALÇIN
Erol YALNIZ
Cumhur Kaan YALTIRIK
Onur YAMAN
Hakan Serhat YANIK
Tarık YAZAR
Muharrem YAZICI
Yasin YETİŞYİĞİT
Sinan YILAR
Ahmet Özgür YILDIRIM
İlyas Çağlar YILGÖR
Adem YILMAZ
Atilla YILMAZ
Baran YILMAZ
Cem YILMAZ
Güney YILMAZ
Hürriyet Gürsel YILMAZ
İlhan YILMAZ
Mesut YILMAZ
Tevfik YILMAZ
Ali Güven YÖRÜKOĞLU
Kemal YÜCESOY
Serdar YÜKSEL
Evren YÜVRÜK
Alberto ZERBI (Italy)
Mehmet ZİLELİ



About Us

Journal of Turkish Spinal Surgery (www.jtss.org), is the official publication of the Turkish Spinal Surgery Society. First journal was printed on January, in 1990. It is a double-blind peer-reviewed multidisciplinary journal for the physicians who deal with spinal diseases and publishes original studies which offer significant contributions to the development of the spinal knowledge. The journal publishes original scientific research articles, invited reviews and case reports that are accepted by the Editorial Board, in English.

The journal is published once in every three months and a volume consists of four issues. Journal of Turkish Spinal Surgery is published four times a year: on January, April, July, and October.

Journal of Turkish Spinal Surgery is indexed in TÜBİTAK ULAKBİM TR Index, EBSCO, J-Gate, GALE, ProQuest, Türkiye Atıf Dizini, Index Copernicus and Europub.

The Turkish Spinal Surgery Society was established in 1989 in Izmir (Turkey) by the pioneering efforts of Prof. Dr. Emin Alıcı and other a few members. The objectives of the society were to: - establish a platform for exchange of information/experience between Orthopedics and Traumatology Specialists and Neurosurgeons who deal with spinal surgery - increase the number of physicians involved in spinal surgery and to establish spinal surgery as a sophisticated medical discipline in Turkey - follow the advances in the field of spinal surgery and to communicate this information to members - organize international and national congresses, symposia and workshops to improve education in the field - establish standardization in training on spinal surgery - encourage scientific research on spinal surgery and publish journals and books on this field - improve the standards of spinal surgery nationally, and therefore make contributions to spinal surgery internationally.

The main objective of the Journal is to improve the level of knowledge and experience among Turkish medical society in general and among those involved with spinal surgery in particular. Also, the Journal aims at communicating the advances in the field, scientific congresses and meetings, new journals and books to its subscribers. Journal of Turkish Spinal Surgery is as old as the Turkish Spinal Surgery Society.

The first congress organized by the Society took place in Çeşme, Izmir, coincident with the publication of the first four issues. Authors were encouraged by the Society to prepare original articles from the studies presented in international congresses organized by the Society every two years, and these articles were published in the Journal. The Journal publishes clinical or basic research, invited reviews, and case presentations after

approval by the Editorial Board. Articles are published after at least two reviewers review them. Editorial Board has the right to accept, to ask for revision, or to refuse manuscripts.

The Journal is issued every three months, and one volume is completed with every four issue. Associate Editors and Editor in Chief are responsible in reviewing and approving material that is published. Responsibility for the problems associated with research ethics or medico-legal issues regarding the content, information and conclusions of the articles lies with the authors, and the editor or the editorial board bears no responsibility. In line with the increasing expectations of scientific communities and the society, improved awareness about research ethics and medico-legal responsibilities forms the basis of our publication policy.


Citations must always be referenced in articles published in our journal. Our journal fully respects to the patient rights, and therefore care is exercised in completion of patient consent forms; no information about the identity of the patient is disclosed; and photographs are published with eye-bands. Ethics committee approval is a prerequisite. Any financial support must clearly be disclosed. Also, our Journal requests from the authors that sponsors do not interfere in the evaluation, selection, or editing of individual articles, and that part or whole of the article cannot be published elsewhere without written permission.

Journal of Turkish Spinal Surgery is available to the members of the society and subscribers free of charge. Membership fees, congresses, and the advertisements appearing in the journal meet the publication and distribution costs.

The advertisement fees are based on actual pricing. The Editorial Board has the right for signing contracts with one or more financial organizations for sponsorship. However, sponsors cannot interfere in the scientific content and design of the journal, and in selection, publication order, or editing of individual articles.

Journal of Turkish Spinal Surgery agrees to comply with the "Global Compact" initiative of the UN, and this has been notified to the UN. Therefore, our journal has a full respect to human rights in general, and patient rights in particular, in addition to animal rights in experiments; and these principles are an integral part of our publication policy.

Recent advances in clinical research necessitate more sophisticated statistical methods, well-designed research plans, and more refined reporting. Scientific articles, as in other types of articles, represent not only an accomplishment, but also a creative process.




The quality of a report depends on the quality of the design and management of the research. Well-designed questions or hypotheses are associated with the design. Well-designed hypotheses reflect the design, and the design reflects the hypothesis. Two factors that determine the efficiency of a report are focus and shortness. Drawing the attention to limited number of subjects allows the author to focus on critical issues. Avoidance from repetitions (apart from a few exceptions), a simple language, and correct grammar are a key to preparing a concise text. Only few articles need to exceed 3000 words, and longer articles may be accepted when new methods are being reported or literature is being reviewed.

Although authors should avoid complexity, the critical information for effective communication usually means

the repetition of questions (or hypotheses or key subjects). Questions must be stated in Abstract, Introduction and Discussion sections, and the answers should be mentioned in Abstract, Results, and Discussion sections. Although many journals issue written instructions for the formatting of articles, the style of the authors shows some variance, mainly due to their writing habits.

Journal of Turkish Spinal Surgery adopts the AMA style as a general instruction for formatting. However, not many authors have adequate time for learning this style. Thus, our journal is tolerant to personal style within the limitations of correct grammar and plain and efficient communication.



Instructions to Authors

Journal of Turkish Spinal Surgery (www.jtss.org), is the official publication of the Turkish Spinal Society. It is a double-blind peer-reviewed multidisciplinary journal for the physicians who deal with spinal diseases and publishes original studies which offer significant contributions to the development of the spinal knowledge. The journal publishes original scientific research articles, invited reviews and case reports that are accepted by the Editorial Board, in English.

The journal is published once in every three months and a volume consists of four issues.

Journal of Turkish Spinal Surgery is published four times a year: on January, April, July, and October.

PEER REVIEW

Article is reviewed by secretaries of the journal after it is uploaded to the web site. Article type, presence of the all sections, suitability according to the number of words, name of the authors with their institutions, corresponding address, mail addresses, telephone numbers and ORCID numbers are all evaluated and shortcomings are reported to the editor. Editor request the all defect from the authors and send to vice editors and native English speaker editor after completion of the article. Vice editors edit the blinded article and this blinded copy is sent to two referees. After reviewing of the article by the referees in maximum one month, the review report evaluating all section and his decision is requested, and this blinded report is sent to the author. In fifteen days, revision of the article is requested from the authors with the appreciate explanation. Revised blinded copy is sent to the referees for the new evaluation. Editor if needed may sent the manuscript to a third referee. Editorial Board has the right to accept, revise or reject a manuscript.

-Following types of manuscripts related to the field of "Spinal Surgery" with English Abstract and Keywords are accepted for publication: I- Original clinical and experimental research studies; II- Case presentations; and III- Reviews.

AUTHOR'S RESPONSIBILITY

The manuscript submitted to the journal should not be previously published (except as an abstract or a preliminary report) or should not be under consideration for publication elsewhere. Every person listed as an author is expected to have been participated in the study to a significant extent. All authors should confirm that they have read the study and agreed to the submission to Journal of Turkish Spinal Surgery for publication. This should be notified with a separate document as shown

in the "Cover Letter" in the appendix. Although the editors and referees make every effort to ensure the validity of published manuscripts, the final responsibility rests with the authors, not with the Journal, its editors, or the publisher. The source of any financial support for the study should be clearly indicated in the Cover Letter.

It is the author's responsibility to ensure that a patient's anonymity be carefully protected and to verify that any experimental investigation with human subjects reported in the manuscript was performed upon the informed consent of the patients and in accordance with all guidelines for experimental investigation on human subjects applicable at the institution(s) of all authors.

Authors should mask patients' eyes and remove patients' names from figures unless they obtain written consent to do so from the patients; and this consent should be submitted along with the manuscript.


CONFLICTS OF INTEREST

Authors must state all possible conflicts of interest in the manuscript, including financial, institutional and other relationships that might lead to bias or a conflict of interest. If there is no conflict of interest, this should also be explicitly stated as none declared. All sources of funding should be acknowledged in the manuscript. All relevant conflicts of interest and sources of funding should be included on the title page of the manuscript with the heading "Conflicts of Interest and Source of Funding".

ARTICLE WRITING

Clinically relevant scientific advances during recent years include use of contemporary outcome measures, more sophisticated statistical approaches, and increasing use and reporting of well-formulated research plans (particularly in clinical research).

Scientific writing, no less than any other form of writing, reflects a demanding creative process, not merely an act: the process of writing changes thought. The quality of a report depends on the quality of thought in the design and the rigor of conduct of the research. Well-posed questions or hypotheses interrelate with the design. Well-posed hypotheses imply design and design implies the hypotheses. The effectiveness of a report relates to brevity and focus. Drawing the attention to a few points will allow authors to focus on critical issues. Brevity is achieved in part by avoiding repetition (with a few exceptions to be noted),



clear style, and proper grammar. Few original scientific articles need to be longer than 3000 words. Longer articles may be accepted if substantially novel methods are reported, or if the article reflects a comprehensive review of the literature.

Although authors should avoid redundancy, effectively communicating critical information often requires repetition of the questions (or hypotheses/key issues) and answers. The questions should appear in the Abstract, Introduction, and Discussion, and the answers should appear in the Abstract, Results, and Discussion sections.

Although most journals publish guidelines for formatting a manuscript and many have more or less established writing styles (e.g., the American Medical Association Manual of Style), styles of writing are as numerous as authors. Journal of Turkish Spinal Surgery traditionally has used the AMA style as a general guideline. However, few scientific and medical authors have the time to learn these styles. Therefore, within the limits of proper grammar and clear, effective communication, we will allow individual styles.

Permissions: As shown in the example in the appendix (Letter of Copyright Transfer) the authors should declare in a separate statement that the study has not been previously published and is not under consideration for publication elsewhere. Also, the authors should state in the same statement that they transfer copyrights of their manuscript to our Journal. Quoted material and borrowed illustrations: if the authors have used any material that had appeared in a copyrighted publication, they are expected to obtain written permission letter and it should be submitted along with the manuscript.

Review articles: The format for reviews substantially differs from those reporting original data. However, many of the principles noted above apply. A review still requires an Abstract, an Introduction, and a Discussion. The Introduction still requires focused issues and a rationale for the study. Authors should convey to readers the unique aspects of their reviews which distinguish them from other available material (e.g., monographs, book chapters). The main subject should be emphasized in the final paragraph of the Introduction. As for an original research article, the Introduction section of a review typically need not to be longer than four paragraphs. Longer Introductions tend to lose focus, so that the reader may not be sure what novel information will be presented. The sections after the Introduction are almost always unique to the particular review, but need to be organized in a coherent fashion. Headings (and subheadings when appropriate) should follow parallel construction and reflect analogous topics (e.g.,

diagnostic categories, alternative methods, alternative surgical interventions). If the reader considers only the headings, the logic of the review (as reflected in the Introduction) should be clear. Discussion synthesizes the reviewed literature as a whole coherently and within the context of the novel issues stated in the Introduction.


The limitations should reflect those of the literature, however, rather than a given study. Those limitations will relate to gaps in the literature which preclude more or less definitive assessment of diagnosis or selection of treatment, for example. Controversies in the literature should be briefly explored. Only by exploring limitations will the reader appropriately place the literature in perspective. Authors should end the Discussion by abstract statements similar to those which will appear at the end of the Abstract in abbreviated form.

In general, a review requires a more extensive literature review than an original research article, although this will depend on the topic. Some topics (e.g., osteoporosis) could not be comprehensively referenced, even in an entire monograph. However, authors need to ensure that a review is representative of the entire body of literature, and when that body is large, many references are required.

Original Articles: Original articles should contain the following sections: "Title Page", "Abstract", "Keywords", "Introduction", "Materials and Methods", "Results", "Discussion", "Conclusions", and "References". "Keywords" sections should also be added if the original article is in English.

- Title (80 characters, including spaces): Just as the Abstract is important in capturing a reader's attention, so is the title. Titles rising or answering questions in a few brief words will far more likely do this than titles merely pointing to the topic. Furthermore, such titles as "Bisphosphonates reduce bone loss" effectively convey the main message and readers will more likely remember them. Manuscripts that do not follow the protocol described here will be returned to the corresponding author for technical revision before undergoing peer review. All manuscripts in English, should be typed double-spaced on one side of a standard typewriter paper, leaving at least 2.5 cm. margin on all sides. All pages should be numbered beginning from the title page.

- Title page should include: a) informative title of the paper, b) complete names of each author with their institutional affiliations, c) name, address, fax and telephone number, e-mail of the corresponding author, d) address for the reprints if different from that of the corresponding author, e) ORCID numbers of the authors. It should also be stated in the title



page that informed consent was obtained from patients and that the study was approved by the ethics committee.

The “Level of Evidence” should certainly be indicated in the title page (see Table-1 in the appendix). Also, the field of study should be pointed out as outlined in Table-2 (maximum three fields).

-Abstract: A150 to 250 word abstract should be included at the second page. The abstract should be written in English and for all articles. The main topics to be included in Abstract section are as follows: Background Data, Purpose, Materials- Methods, Results and Conclusion. The Abstract should be identical in meaning. Generally, an Abstract should be written after the entire manuscript is completed. The reason relates to how the process of writing changes thought and perhaps even purpose. Only after careful consideration of the data and a synthesis of the literature can author(s) write an effective abstract. Many readers now access medical and scientific information via Web-based databases rather than browsing hard copy material. Since the reader's introduction occurs through titles and abstracts, substantive titles and abstracts more effectively capture a reader's attention regardless of the method of access. Whether reader will examine an entire article often will depend on an abstract with compelling information. A compelling Abstract contains the questions or purposes, the methods, the results (most often quantitative data), and the conclusions. Each of these may be conveyed in one or two statements. Comments such as “this report describes...” convey little useful information.

-Key Words: Standard wording used in scientific indexes and search engines should be preferred. The minimum number for keywords is three and the maximum is five.

- Introduction (250 – 750 words): It should contain information on historical literature data on the relevant issue; the problem should be defined; and the objective of the study along with the problem solving methods should be mentioned.

Most studies, however, are published to: (1) report entirely novel findings (frequently case reports, but sometimes substantive basic or clinical studies); (2) confirm previously reported work (eg, case reports, small preliminary series) when such confirmation remains questionable; and (3) introduce or address controversies in the literature when data and/or conclusions conflict. Apart from reviews and other special articles, one of these three purposes generally should be apparent (and often explicit) in the Introduction.


The first paragraph should introduce the general topic or problem and emphasized its importance, a second and perhaps a third paragraph should provide the rationale of the study, and

a final paragraph should state the questions, hypotheses, or purposes.

One may think of formulating rationale and hypotheses as Aristotelian logic (a modal syllogism) taking the form: If A, B, and C, then D, E, or F. The premises A, B, and C, reflect accepted facts whereas D, E, or F reflect logical outcomes or predictions. The premises best come from published data, but when data are not available, published observations (typically qualitative), logical arguments or consensus of opinion can be used. The strength of these premises is roughly in descending order from data to observations or argument to opinion. D, E, or F reflects logical consequences. For any set of observations, any number of explanations (D, E, or F) logically follows. Therefore, when formulating hypotheses (explanations), researchers designing experiments and reporting results should not rely on a single explanation.

With the rare exception of truly novel material, when establishing rationale authors should generously reference representative (although not necessarily exhaustive) literature. This rationale establishes novelty and validity of the questions and places it within the body of literature. Writers should merely state the premises with relevant citations (superscripted) and avoid describing cited works and authors' names. The exceptions to this approach include a description of past methods when essential to developing rationale for a new method, or a mention of authors' names when important to establish historic precedent. Amplification of the citations may follow in the Discussion when appropriate. In establishing a rationale, new interventions of any sort are intended to solve certain problems. For example, new implants (unless conceptually novel) typically will be designed according to certain criteria to eliminate problems with previous implants. If the purpose is to report a new treatment, the premises of the study should include those explicitly stated problems (with quantitative frequencies when possible) and they should be referenced generously.

The final paragraph logically flows from the earlier ones, and should explicitly state the questions or hypotheses to be addressed in terms of the study (independent, dependent) variables. Any issue not posed in terms of study variables cannot be addressed meaningfully. Focus of the report relates to focus of these questions, and the report should avoid questions for which answers are well described in the literature (e.g., dislocation rates for an implant designed to minimize stress shielding). Only if there are new and unexpected information should data reported apart from that essential to answer the stated questions.



- Materials - Methods (1000-1500 words): Epidemiological/ demographic data regarding the study subjects; clinical and radiological investigations; surgical technique applied; evaluation methods; and statistical analyses should be described in detail.

In principle, the Materials and Methods should contain adequate detail for another investigator to replicate the study. In practice, such detail is neither practical nor desirable because many methods will have been published previously (and in greater detail), and because long descriptions make reading difficult. Nonetheless, the Materials and Methods section typically will be the longest section. When reporting clinical studies authors must state approval of the institutional review board or ethics committees according to the laws and regulations of their countries. Informed consent must be stated where appropriate. Such approval should be stated in the first paragraph of Materials and Methods. At the outset the reader should grasp the basic study design. Authors should only briefly describe and reference previously reported methods. When authors modify those methods, the modifications require additional description.

In clinical studies, the patient population and demographics should be outlined at the outset. Clinical reports must state inclusion and exclusion criteria and whether the series is consecutive or selected; if selected, criteria for selection should be stated. The reader should understand from this description all potential sources of bias such as referral, diagnosis, exclusion, recall, or treatment bias. Given the expense and effort for substantial prospective studies, it is not surprising that most published clinical studies are retrospective.

Such studies often are criticized unfairly for being retrospective, but that does not negate the validity or value of a study. Carefully designed retrospective studies provide most of the information available to clinicians. However, authors should describe potential problems such as loss to follow-up, difficulty in matching, missing data, and the various forms of bias more common with retrospective studies.

If authors use statistical analysis, a paragraph should appear at the end of Materials and Methods stating all statistical tests used. When multiple tests are used, authors should state which tests are used for which sets of data. All statistical tests are associated with assumptions, and when it is not obvious the data would meet those assumptions, the authors either should provide the supporting data (e.g., data are normally distributed, variances in groups are similar) or use alternative tests. Choice of level of significance should be justified. Although it is common to choose a level of alpha of 0.05 and a beta

of 0.80, these levels are somewhat arbitrary and not always appropriate. In the case where the implications of an error are very serious (e.g., missing the diagnosis of a cancer), different alpha and beta levels might be chosen in the study design to assess clinical or biological significance.


- Results (250-750 words): "Results" section should be written in an explicit manner, and the details should be described in the tables. The results section can be divided into sub-sections for a more clear understanding.

If the questions or issues are adequately focused in the Introduction section, the Results section needs not to be long. Generally, one may need a paragraph or two to persuade the reader of the validity of the methods, one paragraph addressing each explicitly raised question or hypothesis, and finally, any paragraphs to report new and unexpected findings. The first (topic) sentence of each paragraph should state the point or answer the question. When the reader considers only the first sentence in each paragraph in Results, the logic of the authors' interpretations should be clear. Parenthetical reference to all figures and tables forces the author to textually state the interpretation of the data; the important material is the authors' interpretation of the data, not the data.

Statistical reporting of data deserves special consideration. Stating some outcome is increased or decreased (or greater or lesser) and parenthetically stating the p (or other statistical) value immediately after the comparative terms more effectively conveys information than stating something is or is not statistically significantly different from something else (different in what way? the reader may ask). Additionally, avoiding the terms 'statistically different' or 'significantly different' lets the reader determine whether they will consider the statistical value biologically or clinically significant, regardless of statistical significance.

Although a matter of philosophy and style, actual p values convey more information than stating a value less than some preset level. Furthermore, as Motulsky notes, "When you read that a result is not significant, don't stop thinking... First, look at the confidence interval... Second, ask about the power of the study to find a significant difference if it were there." This approach will give the reader a much greater sense of biological or clinical significance.

- Discussion (750 - 1250 words): The Discussion section should contain specific elements: a restatement of the problem or question, an exploration of limitations and assumptions, a comparison and/or contrast with information (data, opinion) in the literature, and a synthesis of the comparison and the



author's new data to arrive at conclusions. The restatement of the problem or questions should only be a brief emphasis. Exploration of assumptions and limitations are preferred to be next rather than at the end of the manuscript, because interpretation of what will follow depends on these limitations. Failure to explore limitations suggests the author(s) either do not know or choose to ignore them, potentially misleading the reader. Exploration of these limitations should be brief, but all critical issues must be discussed, and the reader should be persuaded they do not jeopardize the conclusions.

Next the authors should compare and/or contrast their data with data reported in the literature. Generally, many of these reports will include those cited as rationale in the Introduction. Because of the peculiarities of a given study the data or observations might not be strictly comparable to that in the literature, it is unusual that the literature (including that cited in the Introduction as rationale) would not contain at least trends. Quantitative comparisons most effectively persuade the reader that the data in the study are "in the ballpark," and tables or figures efficiently convey that information. Discrepancies should be stated and explained when possible; when an explanation of a discrepancy is not clear that also should be stated. Conclusions based solely on data in the paper seldom are warranted because the literature almost always contains previous information.

Finally, the author(s) should interpret their data in the light of the literature. No critical data should be overlooked, because contrary data might effectively refute an argument. That is, the final conclusions must be consistent not only with the new data presented, but also that in the literature.

- **Conclusion:** The conclusions and recommendations by the authors should be described briefly. Sentences containing personal opinions or hypotheses that are not based on the scientific data obtained from the study should be avoided.

- **References:** References are numbered (Arabic numerals) consecutively in the order in which they appear in the text (note that references should not appear in the abstract) and listed double-spaced at the end of the manuscript. The preferred method for identifying citations in the text is using within parentheses. Use the form of the "Uniform Requirements for Manuscripts" (<http://www.icmje.org/about-icmje/faqs/icmje-recommendations/>). If number of authors exceeds seven, list first 6 authors followed by et al.

Use references found published in peer-reviewed publications that are generally accessible. Unpublished data, personal communications, statistical programs, papers presented at

meetings and symposia, abstracts, letters, and manuscripts submitted for publication cannot be listed in the references. Papers accepted by peer-reviewed publications but not yet published ("in press") are not acceptable as references.

Journal titles should conform to the abbreviations used in "Cumulated Index Medicus".

Please note the following examples of journal, book and other reference styles:

Journal article:

1. Berk H, Akçalı Ö, Kiter E, Alıcı E. Does anterior spinal instrument rotation cause rethrolisthesis of the lower instrumented vertebra? J Turk Spinal Surg. 1997;8 (1):5-9.

Book chapter:

2. Wedge IH, Kirkaldy-Willis WH, Kinnard P. Lumbar spinal stenosis. Chapter 5. In: Helfet A, Grubel DM (Eds.). Disorders of the Lumbar Spine. JB Lippincott, Philadelphia 1978;pp:61-8.

Entire book:

3. Paul LW, Juhl IH (Eds.). The Essentials of Roentgen Interpretation. Second Edition, Harper and Row, New York 1965; pp:294-311.

Book with volume number:

4. Stauffer ES, Kaufer H, Kling THF. Fractures and dislocations of the spine. In: Rock-wood CA, Green DP (Eds.). Fractures in Adults. Vol. 2, JB Lippincott, Philadelphia 1984;pp:987-1092.

Journal article in press:

5. Arslantaş A, Durmaz R, Coşan E, Tel E. Aneurysmal bone cysts of the cervical spine. J Turk Spinal Surg. (In press).

Book in press:

6. Condon RH. Modalities in the treatment of acute and chronic low back pain. In: Finnison BE (Ed.). Low Back Pain. JB Lippincott (In press).

Symposium:

7. Raycroft IF, Curtis BH. Spinal curvature in myelomeningocele: natural history and etiology. Proceedings of the American Academy of Orthopaedic Surgeons Symposium on Myelomeningocele, Hartford, Connecticut, November 1970, CV Mosby, St. Louis 1972;pp:186- 201.

Papers presented at the meeting:

8. Rhoton AL. Microsurgery of the Arnold-Chiari malformation with and without hydromyelia in adults. Presented at the



Annual Meeting of the American Association of Neuro-logical Surgeons, Miami, Florida, April 7, 1975.

- Tables: They should be numbered consecutively in the text with Arabic numbers. Each table with its number and title should be typed on a separate sheet of paper. Each table must be able to stand alone; all necessary information must be contained in the caption and the table itself so that it can be understood independent from the text. Information should be presented explicitly in "Tables" so that the reader can obtain a clear idea about its content. Information presented in "Tables" should not be repeated within the text. If possible, information in "Tables" should contain statistical means, standard deviations, and t and p values for possibility. Abbreviations used in the table should be explained as a footnote.

Tables should complement not duplicate material in the text. They compactly present information, which would be difficult to describe in text form. (Material which may be succinctly described in text should rarely be placed in tables or figures.) Clinical studies for example, often contain complementary tables of demographic data, which although important for interpreting the results, are not critical for the questions raised in the paper. Well focused papers contain only one or two tables or figures for every question or hypothesis explicitly posed in the Introduction section. Additional material may be used for unexpected results. Well-constructed tables are self-explanatory and require only a title. Every column contains a header with units when appropriate.

- Figures: All figures should be numbered consecutively throughout the text. Each figure should have a label pasted on its back indicating the number of the figure, an arrow to show the top edge of the figure and the name of the first author. Black-and-white illustrations should be in the form of glossy prints (9x13 cm). The letter size on the figure should be large enough to be readable after the figure is reduced to its actual printing size. Unprofessional typewritten characters are not accepted. Legends to figures should be written on a separate sheet of paper after the references.

The journal accepts color figures for publication if they enhance the article. Authors who submit color figures will receive an estimate of the cost for color reproduction. If they decide not to pay for color reproduction, they can request that the figures be converted to black and white at no charge. For studies submitted by electronic means, the figures should be in jpeg and tiff formats with a resolution greater than 300 dpi. Figures should be numbered and must be cited in the text.

- Style: For manuscript style, American Medical Association Manual of Style (9th edition). Stedman's Medical Dictionary

(27th edition) and Merriam Webster's Collegiate Dictionary (10th edition) should be used as standard references. The drugs and therapeutic agents must be referred by their accepted generic or chemical names, without abbreviations. Code numbers must be used only when a generic name is not yet available. In that case, the chemical name and a figure giving the chemical structure of the drug should be given. The trade names of drugs should be capitalized and placed in parentheses after the generic names. To comply with trademark law, the name and location (city and state/country) of the manufacturer of any drug, supply, or equipment mentioned in the manuscript should be included. The metric system must be used to express the units of measure and degrees Celsius to express temperatures, and SI units rather than conventional units should be preferred.

The abbreviations should be defined when they first appear in the text and in each table and figure. If a brand name is cited, the manufacturer's name and address (city and state/country) must be supplied.


The address, "Council of Biology Editors Style Guide" (Council of Science Editors, 9650 Rockville Pike, Bethesda, MD 20814) can be consulted for the standard list of abbreviations.

-Acknowledgments: Note any non-financial acknowledgments. Begin with, "The Authors wish to thank..." All forms of support, including pharmaceutical industry support should also be stated in Acknowledgments section.

Authors are requested to apply and load including the last version of their manuscript to the manuscript submission in the official web address (www.jtss.org). The electronic file must be in Word format (Microsoft Word or Corel Word Perfect). Authors can submit their articles for publication via internet using the guidelines in the following address: www.jtss.org.

- Practical Tips:

1. Read only the first sentence in each paragraph throughout the text to ascertain whether those statements contain all critical material and the logical flow is clear.
2. Avoid in the Abstract comments such as, "... this report describes..." Such statements convey no substantive information for the reader.
3. Avoid references and statistical values in the Abstract.
4. Avoid using the names of cited authors except to establish historical precedent. Instead, indicate the point in the manuscript by providing citation by superscripting.
5. Avoid in the final paragraph of the Introduction purposes such as, "... we report our data..." Such statements fail to focus



the reader's (and author's!) attention on the critical issues (and do not mention study variables).

6. Parenthetically refer to tables and figures and avoid statements in which a table or figure is either subject or object of a sentence. Parenthetic reference places interpretation of the information in the table or figure, and not the table or figure.

7. Regularly count words from the Introduction through Discussion.

TABLE-1. LEVELS OF EVIDENCE

LEVEL- I .

- 1) Randomized, double-blind, controlled trials for which tests of statistical significance have been performed
- 2) Prospective clinical trials comparing criteria for diagnosis, treatment and prognosis with tests of statistical significance where compliance rate to study exceeds 80%
- 3) Prospective clinical trials where tests of statistical significance for consecutive subjects are based on predefined criteria and a comparison with universal (gold standard) reference is performed
- 4) Systematic meta-analyses which compare two or more studies with Level I evidence using pre-defined methods and statistical comparisons.
- 5) Multi-center, randomized, prospective studies

LEVEL – II.

- 1) Randomized, prospective studies where compliance rate is less than 80%
- 2) All Level-I studies with no randomization
- 3) Randomized retrospective clinical studies
- 4) Meta-analysis of Level-II studies

LEVEL– III.

- 1) Level-II studies with no randomization (prospective clinical studies etc.)
- 2) Clinical studies comparing non-consecutive cases (without a consistent reference range)
- 3) Meta-analysis of Level III studies

LEVEL- IV.


- 1) Case presentations
- 2) Case series with weak reference range and with no statistical tests of significance

LEVEL – V.

- 1) Expert opinion and review articles
- 2) Anecdotal reports of personal experience regarding a study, with no scientific basis


TABLE-2. CLINICAL AREAS

Anatomy
Morphometric analysis
Anesthesiology
Animal study
Basic Science
Biology
Biochemistry
Biomaterials
Bone mechanics
Bone regeneration
Bone graft
Bone graft substitutes
Drugs
Disc
Disc Degeneration
Herniated Disc
Disc Pathology
Disc Replacement
IDET
Disease/Disorder
Congenital
Genetics
Degenerative disease
Destructive (Spinal Tumors)
Metabolic bone disease
Rheumatologic
Biomechanics Cervical Spine
Cervical myelopathy
Cervical reconstruction



Cervical disc disease
Cervical Trauma
Degenerative disease
Complications
Early
Late
Postoperative
Deformity
Adolescent idiopathic scoliosis
Kyphosis
Congenital spine
Degenerative spine conditions
Diagnostics
Radiology
MRI
CT scan
Others
Epidemiology
Etiology
Examination
Experimental study
Fusion
Anterior
Posterior
Combined
With instrumentation
Infection of the spine
Postoperative
Rare infections
Spondylitis
Spondylodiscitis
Tuberculosis
Instrumentation
Meta-Analysis

Osteoporosis
Bone density
Fractures
Kyphoplasty
Medical Treatment
Surgical Treatment
Outcomes
Conservative care
Patient Care
Primary care
Quality of life research
Surgical
Pain
Chronic pain
Discogenic pain
Injections
Low back pain
Management of pain
Postoperative pain
Pain measurement
Physical Therapy
Motion Analysis
Manipulation
Non-Operative Treatment
Surgery
Minimal invasive
Others
Reconstructive surgery
Thoracic Spine
Thoracolumbar Spine
Lumbar Spine
Lumbosacral Spine
Psychology
Trauma



Fractures

Dislocations

Spinal cord

Spinal Cord Injury

Spinal stenosis

Cervical

Lumbar

Lumbosacral

Tumors

Metastatic tumors

Primary benign tumors

Primary malign tumors

APPLICATION LETTER EXAMPLE:

Editor-in-Chief

Journal of Turkish Spinal Surgery

Dear Editor,

We enclose the manuscript titled '....' for consideration to publish in Journal of Turkish Spinal Surgery.

The following authors have designed the study (AU: Parenthetically insert names of the appropriate authors), gathered the data (AU: Parenthetically insert names of the appropriate authors), analyzed the data (AU: Parenthetically insert names of the appropriate authors), wrote the initial drafts (AU: Parenthetically insert initials of the appropriate authors), and ensure the accuracy of the data and analysis (AU: Parenthetically insert names of the appropriate authors).

I confirm that all authors have seen and agree with the contents of the manuscript and agree that the work has not been submitted or published elsewhere in whole or in part.

As the Corresponding Author, I (and any other authors) understand that Journal of Turkish Spinal Surgery requires all authors to specify any contracts or agreements they might have signed with commercial third parties supporting any portion of the work. I further understand such information will be held in confidence while the paper is under review and will not influence the editorial decision, but that if the article is accepted for publication, a disclosure statement will appear with the article. I have selected the following statement(s) to reflect the relationships of myself and any other author with a commercial third party related to the study:

1) All authors certify that they not have signed any agreement with a commercial third party related to this study which would in any way limit publication of any and all data generated for the study or to delay publication for any reason.

2) One or more of the authors (initials) certifies that he or she has signed agreements with a commercial third party related to this study and that those agreements allow commercial third party to own or control the data generated by this study and review and modify any manuscript but not prevent or delay publication.

3) One or more of the authors (AU: Parenthetically insert initials of the appropriate authors) certifies that he or she has signed agreements with a commercial third party related to this study and that those agreements allow commercial third party to own or control the data and to review and modify any manuscript and to control timing but not prevent publication. Sincerely,

Date:

Corresponding Author:

Address:

Phone:

Fax-mail:

GSM:

E-mail:

AUTHORSHIP RESPONSIBILITY, FINANCIAL DISCLOSURE, AND COPYRIGHT TRANSFER

MANUSCRIPT TITLE:

CORRESPONDING AUTHOR:

MAILING ADDRESS:

TELEPHONE / FAX NUMBERS:

Each author must read and sign the following statements; if necessary, photocopy this document and distribute to coauthors for their original ink signatures. Completed forms should be sent to the Editorial Office.

CONDITIONS OF SUBMISSION

RETAINED RIGHTS:

Except for copyright, other proprietary rights related to the Work shall be retained by the authors. To reproduce any text, figures, tables, or illustrations from this Work in future works of their own, the authors must obtain written permission from Journal of Turkish Spinal Surgery; such permission cannot be unreasonably withheld by Journal of Turkish Spinal Surgery.



ORIGINALITY:

Each author warrants that his or her submission to the Work is original and that he or she has full power to enter into this agreement. Neither this Work nor a similar work has been published nor shall be submitted for publication elsewhere while under consideration by this Publication.

AUTHORSHIP RESPONSIBILITY:

Each author certifies that he or she has participated sufficiently in the intellectual content, the analysis of data, if applicable, and the writing of the Work to take public responsibility for it. Each has reviewed the final version of the Work, believes it represents valid work, and approves it for publication. Moreover, should the editors of the Publication request the data upon which the work is based, they shall produce it.

DISCLAIMER:

Each author warrants that this Work contains no libelous or unlawful statements and does not infringe on the rights of others. If excerpts (text, figures, tables, or illustrations) from copyrighted works are included, a written release will be secured by the authors prior to submission, and credit to the original publication will be properly acknowledged. Each author warrants that he or she has obtained, prior to submission, written permissions from patients whose names or photographs are submitted as part of the Work. Should Journal of Turkish Spinal Surgery request copies of such written releases, authors shall provide them to Journal of Turkish Spinal Surgery in a timely manner.

TRANSFER OF COPYRIGHT

AUTHORS' OWN WORK:

In consideration of Journal of Turkish Spinal Surgery's publication of the Work, the authors hereby transfer, assign, and otherwise convey all copyright ownership worldwide, in all languages, and in all forms of media now or hereafter known, including electronic media such as CD-ROM, Internet, and Intranet, to Journal of Turkish Spinal Surgery.

If Journal of Turkish Spinal Surgery should decide for any reason not to publish an author's submission to the Work, Journal of Turkish Spinal Surgery shall give prompt notice of its decision to the corresponding author, this agreement shall terminate, and neither the author nor Journal of Turkish Spinal Surgery shall be under any further liability or obligation.

The authors grant Journal of Turkish Spinal Surgery the rights to use their names and biographical data (including professional affiliation) in the Work and in its or the Publication's promotion.

WORK MADE FOR HIRE:

If this work has been commissioned by another person or organization, or if it has been written as part of the duties of an employee, an authorized representative of the commissioning organization or employer must also sign this form stating his or her title in the organization.

FINANCIAL DISCLOSURE:

Each author certifies that he or she has no commercial associations (e.g., consultancies, stock ownership, equity interest, patent/licensing arrangements, etc.) that might pose a conflict of interest in connection with the submitted article, except as disclosed on a separate attachment. All funding sources supporting the Work and all institutional or corporate affiliations of the authors are acknowledged in a footnote in the Work.

INSTITUTIONAL REVIEW BOARD/ANIMAL CARE COMMITTEE


APPROVAL:

Each author certifies that his or her institution has approved the protocol for any investigation involving humans or animals and that all experimentation was conducted in conformity with ethical and humane principles of research.

Signature Printed Name Date

Signature Printed Name Date

Signature Printed Name Date



Contents

ORIGINAL ARTICLES

- 50 **CLINICAL AND RADIOLOGICAL RESULTS OF LAMINECTOMY AND POSTEROLATERAL SCREW FIXATION IN THE TREATMENT OF CERVICAL SPONDYLOTIC MYELOPATHY**
Durmuş Oğuz Karakoyun, Ali Dalgıç; Ordu, Ankara, Turkey
- 58 **COMPARISON OF TWO POSTERIOR INSTRUMENTATION TECHNIQUES IN MULTILEVEL CERVICAL SPONDYLOTIC MYELOPATHY TREATMENT: LATERAL MASS SCREW FIXATION VS PEDICLE SCREW FIXATION**
Semih Kıvanç Olguner, Ali Arslan, Vedat Açık, Salih Burak Kutlu, Barış Arslan, Ali İhsan Ökten, Yurdal Gezeran; Adana, Turkey
- 65 **EVALUATION OF THE EFFECTIVENESS AND RELIABILITY OF LOW-DOSE TRANEXAMIC ACID USED IN ADOLESCENT IDIOPATHIC SCOLIOSIS SURGERY**
Çağla Bali, Ümit Özgür Güler; Adana, Turkey
- 70 **THE RELIABILITY AND ACCURACY OF RADIOGRAPHS IN THE ASSESSMENT OF PEDICLE SCREW PLACEMENT; A COMPARISON WITH COMPUTERIZED TOMOGRAPHY**
Gürkan Gümüşsuyu, Ömer Faruk Kılıçaslan, Vugar Nabi, Mehmet Barış Ertan, Özkan Köse; İstanbul, Antalya, Turkey
- 76 **IS RADIOFREQUENCY ABLATION IN CONJUNCTION WITH VERTEBRAL AUGMENTATION AN EFFECTIVE OPTION IN PAINFUL SPINAL METASTASIS?**
Ömer Faruk Kılıçaslan, Ayşen Kılıçaslan, Vugar Nabi, Serdar Akalın; Antalya, Turkey
- 80 **MERALGIA PARESTHETICA CAUSED BY THORACOLUMBAR BRACE IN CONSERVATIVELY TREATED THORACOLUMBAR FRACTURES**
İsmail Bozkurt; Çankırı, Turkey
- 84 **EFFICIENCY OF SILVER-COATED TITANIUM ALLOY SCREWS IN THE PREVENTION OF IMPLANT-ASSOCIATED INFECTIONS**
Nesrin Akkoyun Kayran, Melih Üçer, Ali Ender Ofloğlu; İstanbul, Turkey

CASE REPORT

- 91 **HORNER'S SYNDROME IN A CONGENITAL SCOLIOSIS PATIENT: A COMPLICATION RELATED TO INTERNAL JUGULER VEIN CATHETERISATION OR PRONE POSITION?**
Çağla Bali; Adana, Turkey